

COMMISSION ON STATE MANDATES

980 NINTH STREET, SUITE 300
SACRAMENTO, CA 95814
PHONE: (916) 323-3562
FAX: (916) 445-0278
E-mail: csminfo@csm.ca.gov



January 22, 2008

Mr. Keith B. Petersen
SixTen and Associates
3841 North Freeway Blvd., Suite 170
Sacramento, CA 95834

And Affected State Agencies and Interested Parties (See Enclosed Mailing List)

RE: **Proposed Revised Statewide Cost Estimate**
Enrollment Fee Collection and Waivers, 99-TC-13 and 00-TC-15
Education Code Section 73600, et. al.
Los Rios and Glendale Community Colleges, Claimants

Dear Mr. Petersen:

The final staff analysis and proposed revised statewide cost estimate for this program are enclosed.

Hearing

This matter is set for hearing on **Thursday, January 31, 2008**, at 9:30 a.m. in Room 126 of the State Capitol, Sacramento, California. This item will be scheduled for the consent calendar unless any party objects. Please let us know in advance if you or a representative of your agency will testify at the hearing, and if other witnesses will appear. If you would like to request postponement of the hearing, please refer to section 1183.01, subdivision (c), of the Commission's regulations.

Special Accommodations

For any special accommodations such as a sign language interpreter, an assistive listening device, materials in an alternative format, or any other accommodations, please contact the Commission Office at least five to seven *working* days prior to the meeting.


Please contact me at (916) 323-3562 with questions.

Sincerely,

A handwritten signature in black ink, appearing to read "Paula Higashi".

PAULA HIGASHI
Executive Director

Enclosures



ITEM 8
STAFF ANALYSIS - REVISED
PROPOSED STATEWIDE COST ESTIMATE

Education Code Section 76300
Statutes 1984xx, Chapter 1 (AB 1)
Statutes 1984, Chapters 274 and 1401
Statutes 1985, Chapters 920 and 1454
Statutes 1986, Chapters 46 and 394
Statutes 1987, Chapter 1118
Statutes 1989, Chapter 136
Statutes 1991, Chapter 114
Statutes 1992, Chapter 703
Statutes 1993, Chapters 8, 66, 67, and 1124
Statutes 1994, Chapters 153 (AB 2480) and 422 (AB 2589)
Statutes 1995, Chapter 308 (AB 825)
Statutes 1996, Chapter 63 (AB 3031)
Statutes 1999, Chapter 72 (AB 1118)

California Code or Regulations, Title 5, Sections 58501-58503;
58611- 58613, 58620, 58630

Enrollment Fee Collection and Waivers
(99-TC-13 and 00-TC-15)

Los Rios and Glendale Community College Districts, Claimants

EXECUTIVE SUMMARY

On April 24, 2003, the Commission on State Mandates (Commission) determined that the *Enrollment Fee Collection and Waivers* test claim statutes and executive orders constitute a new program or higher level of service and impose a reimbursable state-mandated program upon community college districts within the meaning of article XIII B, section 6 of the California Constitution and Government Code section 17514. The Commission adopted the parameters and guidelines on January 26, 2006; eligible claimants filed initial reimbursement claims with the State Controller's Office (SCO) on August 1, 2006; and the SCO accepted late and amended initial reimbursement claims until August 1, 2007.

Staff reviewed SCO summary reports on the claims filed and actual reimbursement claims. Forty (40) claimants filed 316 reimbursement claims for fiscal years 1998-99 through 2006-2007. Since actual cost claims for 2005-2006 through 2007-2008 may still be filed, fiscal year 2004-2005 claiming data is used to calculate estimated costs for claims that will be filed for fiscal years 2005-2006 through 2007-2008. Staff also compared this data with information provided by the Chancellor's Office on offsetting reimbursements for enrollment fee collections and waivers that were identified in the decision and the parameters and guidelines. Adjustments were made to the total amount claimed for the actual amounts that should be offset on reimbursement claims.

Staff made the following assumptions and used the following methodology to develop a statewide cost estimate for the *Enrollment Fee Collection and Waivers* programs.

- Since August 1, 2007 was the last day to file late or amended claims for the initial reimbursement period, the actual amounts claimed will not increase for fiscal years 1998-1999 through 2004-2005.
- The same community college districts filing initial reimbursement claims for fiscal year 2004-2005 will file claims for fiscal years 2005-2006 through 2007-2008.
- Costs for fiscal years 2005-2006 through 2007-2008 will increase if new claimants file.
- The statewide cost estimate will increase as community college district enrollments and waivers continue to increase.
- There is a wide variation in costs incurred to implement this program.
- The enrollment fee offsets can be verified with the assistance of the California Community Colleges Chancellor's Office and the State Controller's Office.
- The offsets for enrollment fee waivers can be verified with the assistance of the California Community Colleges Chancellor's Office and the State Controller's Office.
- The claims may be inaccurate because the initial reimbursement claims are un-audited.

Fiscal Years 1998-1999 through 2004-2005

The proposed statewide cost estimate for fiscal years 1998-1999 through 2004-2005 is based on the total of actual reimbursement claims filed with the SCO for these years.

Fiscal Years 2005-2006 through 2007-2008

To calculate estimated costs for fiscal years 2005-2006 through 2007-2008, staff multiplied 2004-2005 actual costs by the implicit price deflator for 2005-2006 and subsequent years.

Revisions Based on Offsetting Revenues Reported by the Chancellor's Office

Based on updated information provided by the Chancellor's Office and actual claims data, the total amounts claimed were reduced by an additional \$30,887,503 for fiscal years 1998-1999 through 2007-2008.

Proposed Statewide Cost Estimate

The proposed statewide cost estimate includes ten fiscal years for a total of \$162,128,285. This is an average of \$ 16,212,828 annually in costs for the state.

Following is a breakdown of total costs claimed per fiscal year, revised adjustments for offsets, and revised totals.

Breakdown of Total Costs Claimed and Adjustments

<u>Fiscal Year</u>	# Claims	Total Costs Claimed	Enrollment Fee Adjustment (2%)	Fee Waiver Adjustment (.91)	Total Adjustments	Revised Totals
1998-1999	33	\$12,050,951	\$299,828	\$3,834,656	\$4,134,484	\$7,916,467
1999-2000	35	\$16,334,148	\$374,942	\$1,808,075	\$2,183,017	\$14,151,131
2000-2001	39	\$18,341,342	\$545,817	\$2,664,147	\$3,209,964	\$15,131,378
2001-2002	39	\$20,305,630	\$299,199	\$1,909,661	\$2,208,860	\$18,096,770
2002-2003	40	\$21,772,841	\$544,773	\$2,379,566	\$2,924,339	\$18,848,502
2003-2004	38	\$19,981,734	\$762,690	\$1,783,063	\$2,545,753	\$17,435,981
2004-2005	38	\$19,627,817	\$700,855	\$2,487,232	\$3,188,087	\$16,439,730
2005-2006	N/A	\$20,805,486	\$742,906	\$2,636,466	\$3,379,372	\$17,426,114
2006-2007	N/A	\$21,616,900	\$771,880	\$2,739,288	\$3,511,168	\$18,105,732
2007-2008	N/A	<u>\$22,178,939</u>	<u>\$791,949</u>	<u>\$2,810,510</u>	<u>\$3,602,459</u>	<u>\$18,576,480</u>
Totals		\$193,015,788	\$5,834,839	\$25,052,664	\$30,887,503	\$162,128,285

Staff Recommendation

Staff recommends that the Commission adopt the proposed statewide cost estimate of \$ 162,128,285 for fiscal years 1998-1999 through 2007-2008.

STAFF ANALYSIS

Background

On April 24, 2003, the Commission on State Mandates (Commission) adopted the Statement of Decision for *Enrollment Fee Collection and Waivers* (99-TC-13 and 00-TC-15). The Commission found that the test claim statutes and executive orders constitute a new program or higher level of service and impose a reimbursable state-mandated program upon community college districts within the meaning of article XIII B, section 6 of the California Constitution and Government Code section 17514.

The Commission adopted the parameters and guidelines for this program on January 26, 2006. Eligible claimants were required to file initial reimbursement claims with the State Controller's Office (SCO) by August 1, 2006. Late and amended initial reimbursement claims were accepted by the SCO until August 1, 2007. This statewide cost estimate is based on the reimbursement claims filed for the initial reimbursement period.

Summary of the Mandate: Reimbursable Activities

The Commission approved the following reimbursable activities for this program:

A. Enrollment Fee Collection (*Reimbursement Period begins July 1, 1998*)

1. One-Time Activities

a. Policies and Procedures

Prepare district policies and procedures for the collection of enrollment fees.

b. Staff Training (One-time per employee)

Training district staff that implement the program on the procedures for the collection of enrollment fees.

2. Ongoing Activities

a. Calculating and collecting the student enrollment fee for each student enrolled, except for nonresidents, and except for special part-time students cited in section 76300, subdivision (f). (Ed. Code, §76300, subs. (a) & (b); Cal. Code Regs., tit. 5, §§ 58501, 58502 & 58503). This includes:

- i. Referencing student accounts and records to determine course workload, status of payments, and eligibility for fee waiver. Printing a list of enrolled courses.
- ii. Calculating the total enrollment fee to be collected. Identifying method of payment. Collecting cash and making change as necessary. Processing credit card and other non-cash payment transactions (however, any fees that may be charged to a community college district by a credit card company or bank are not reimbursable). Preparing a receipt for payment received.
- iii. Answering student's questions regarding enrollment fee collection or referring them to the appropriate person for an answer.
- iv. Updating written and computer records for the enrollment fee information and providing a copy to the student. Copying and filing enrollment fee documentation.

- v. Collecting delinquent enrollment fees, including written or telephonic collection notices to students, turning accounts over to collection agencies, or small claims court action.
- vi. For students who establish fee waiver eligibility after the enrollment fee has been collected, providing a refund or enrollment fees paid and updating student and district records as required. (Refund process for change in program is not reimbursable).

B. Enrollment Fee Waiver (Reimbursement Period begins July 1, 1999)

1. One-Time Activities

a. Policies and Procedures

Prepare district policies and procedures for determining which students are eligible for waiver of the enrollment fees.

b. Staff Training (One-time per employee)

Training district staff that implement the program on the procedures for determining which students are eligible for waiver of the enrollment fee.

2. Ongoing Activities

- a. Adopting procedures that will document all financial assistance provided on behalf of students pursuant to chapter 9 of title 5 of the California Code of Regulations; and including in the procedures the rules for retention of support documentation that will enable an independent determination regarding accuracy of the district's certification of need for financial assistance. (Cal. Code Regs., tit. 5, § 58630, subd. (b).)

Recording and maintaining records that document all of the financial assistance provided to students for the waiver of enrollment fees in a manner that will enable an independent determination of the district's certification of the need for financial assistance. (Cal. Code Regs., tit. 5, § 58630, subd. (b).)

- b. Waiving student fees in accordance with groups listed in Education Code section 76300, subdivisions (g) and (h).) Waiving fees for students who apply for and are eligible for BOG fee waivers (Cal. Code Regs., tit. 5§§ 58612, 58613 & 58620). This includes:
 - i. Answering student's questions regarding enrollment fee waivers or referring them to the appropriate person for an answer.
 - ii. Receiving of waiver applications from students by mail, fax, computer online access, or in person, or in the form of eligibility information processed by the financial aid office.
 - iii. Evaluating each application and verification documents (dependency status, household size and income, SSI and TANF/CalWorks, etc.) for compliance with eligibility standards utilizing information provided by the student, from the student financial aid records (e.g., Free Application for Federal Student Aid (FAFSA)), and other records.
 - iv. In the case of an incomplete application or incomplete documentation, notify the student of the additional required information and how to obtain that information. Hold student application and documentation in suspense file until all information is received.
 - v. In the case of an approved application, copy all documentation and file the information for further review or audit. Entering the approved application information into district

records and /or notifying other personnel performing other parts of the process (e.g., cashier's office). Providing the student with proof of eligibility or an award letter, and file paper documents in the annual file.

- vi. In the case of a denied application, reviewing and evaluating additional information and documentation provided by the student if the denial is appealed by the student. Provide written notification to the student of the results of the appeal or any change in eligibility status.
- c. Reporting to the CCC the number of and amounts provided for BOG fee waivers. (Cal. Code Regs., tit. 5, § 58611.)

Statewide Cost Estimate

Staff reviewed SCO summary reports on the amounts claimed and actual reimbursement claims. Forty (40) claimants filed 316 reimbursement claims for fiscal years 1998-99 through 2006-2007. Since actual cost claims for 2005-2006 through 2007-2008 are not yet due, fiscal year 2004-2005 claiming data is used to calculate estimated costs for claims that will be filed for fiscal years 2005-2006 through 2007-2008.

Staff made the following assumptions and used the following methodology to develop a statewide cost estimate for the *Enrollment Fee Collection and Waivers* programs. If the Commission adopts this proposed statewide cost estimate, it will be reported to the Legislature along with staff's assumptions and methodology.

Assumptions

Staff made the following assumptions:

- *The actual amounts claimed will not increase for fiscal years 1998-1999 through 2004-2005 because August 1, 2007 was the last day to file late or amended claims for the initial reimbursement period.*
- *The same community college districts filing initial reimbursement claims for fiscal year 2004-2005 will file claims for fiscal years 2005-2006 through 2007-2008.*
- *Costs for fiscal years 2005-2006 through 2007-2008 will increase if new claimants file reimbursement claims.*

For other community college district mandates, as many as 60 community college districts have filed reimbursement claims. Thus, if any of the remaining community college districts file reimbursement claims for fiscal years 2005-2006 through 2007-2008, the proposed statewide cost estimate will increase.

- *The statewide cost estimate will increase as community college district enrollments and waivers continue to increase.*

The total statewide headcount and number of Board of Governors' Waivers reported by community college districts has increased for the past two fiscal years.

Table 1

**Total Headcounts, Board of Governor's Waivers, and
Financial Aid Amount
By Fiscal Year**

Fiscal (Academic) Year	Total Headcount by Academic Year	Total Board of Governors Waivers and Percent Change From Prior Year	Financial Aid Amount
1998-1999	2,437,575	473,910 (NA)	\$ 95,307,029
1999-2000	2,546,591	579,657 (22.3%)	85,924,368
2000-2001	2,648,850	500,257 (-13.7%)	89,343,576
2001-2002	2,809,514	548,283 (9.6%)	92,433,300
2002-2003	2,819,997	606,348 (10.6%)	102,620,674
2003-2004	2,545,479	663,024 (9.3%)	168,185,325
2004-2005	2,515,488	724,611 (9.3%)	266,282,347
2005-2006	2,550,682	740,430 (2.2%)	273,788,614
2006-2007	2,621,399	Data Not Available	Data Not Available

Source: www.cccco.ca.gov

- *The claims may be inaccurate because the initial reimbursement claims are un-audited.*

The actual amounts claimed will be reduced if the SCO reduces claims that are excessive or unreasonable.

Therefore, if the initial reimbursement claims are audited, the total cost of this program will be lower than the proposed statewide cost estimate.

- *There is a wide variation in costs incurred to implement this program.*

Staff selected fiscal year 2002-2003 for review because claims were filed by 40 community college districts representing 56% of eligible claimants, 66% of the statewide headcount and 70% of the waivers granted. See Table 3, Overview of 2002-2003 Claims.

The highest claim was filed by Los Angeles Community College District for \$2,950,953 and the lowest by Santa Barbara Community College District for \$6,787. The number of waivers granted by all claimants ranged from 7% to 57% of total headcount.

To compare costs, staff established a unit rate based on the total student headcount and number of waivers reported to the state. Since the reimbursable activities are based on student enrollment and waivers, these counts are the most appropriate measure on which to calculate a unit for cost.

comparisons. The unit is based on the total amount claimed divided by the total of "Head Count of students" and "number of waivers reported to the Board of Governors." The totals used for district head counts and waivers are from the California Community Colleges Chancellor's Office Website: <http://www.cccco.ca.gov>.

The unit rate ranged from a low of \$.12 (Santa Barbara Community College District) to \$100.45 (Palo Verde Community College District), with a mean of \$9.46. The unit for Los Angeles Community College District is \$9.06. The median is about \$7.00.

- *Enrollment Fee Collection Offsets were verified with the assistance of the California Community Colleges Chancellor's Office and the State Controller's Office.*

In April 2007, staff reviewed actual cost claims to assess whether the offsets specified in the parameters and guidelines and claiming instructions had been reported and deducted.

The Commission's decision and the parameters and guidelines identified offsetting savings and reimbursements for claimants to deduct when filing reimbursement claims. The Controller's claiming instructions further specified that if applicable, claimants should enter the following offsets, as specified in the parameters and guidelines, in the Cost Reduction Summary of the claim, on Line (09) Offsetting Savings, and submit a detailed schedule of savings with the claim.

Enrollment Fee Collection Program

The costs of the *Enrollment Fee Collection* program are subject to an offset of two percent (2%) of the revenue from enrollment fees. (Ed. Code, § 76000, subd. (c).)

Enrollment Fee Waiver Program

The costs of the *Enrollment Fee Waiver* program are subject to the following offsets:

July 1, 1999 to July 4, 2000:

- For low income students¹ or recipients of public assistance,² or dependents or surviving spouses of National Guard soldiers killed in the line of duty,³ as defined:
 - an offset identified in Education Code section 76300, subdivision (m), that requires the Community College Board of Governors, from funds in the annual budget act, to

¹ "[A]ny student who demonstrates eligibility according to income standards established by the board of governors and contained in Section 58260 of Title 5 of the California Code of Regulations." (Ed. Code, § 76300, subd. (g)(2).)

² "[A]ny student who, at the time of enrollment, is a recipient of benefits under the Temporary Assistance to Needy Families program, the Supplemental Security Income/State Supplementary Program, or a general assistance program or has demonstrated financial need in accordance with the methodology set forth in federal law or regulation for determining the expected family contribution of students seeking financial aid." (Ed. Code, § 76300, subd. (g)(1).)

³ "[A]ny student who, at the time of enrollment is a dependent, or surviving spouse who has not remarried, of any member of the California National Guard who, in the line of duty and while in the active service of the state, was killed, died of a disability resulting from an event that occurred while in the active service of the state, or is permanently disabled as a result of an event that occurred while in the active service of the state. "Active service of the state," for the purposes of this subdivision, refers to a member of the California National Guard activated pursuant to Section 146 of the Military and Veterans Code." (Ed. Code, § 76300, subd. (h).)

allocate to community colleges two percent (2%) of the fees waived, under subdivisions (g) [low income students, as defined, or specified recipients of public assistance] and (h) [dependents or surviving spouses of California National Guard soldiers killed in the line of duty, as defined] of section 76300; and

- For determination of financial need and delivery of student financial aid services, on the basis of the number of low income students (as defined) or recipients of public assistance (as defined), or dependents or surviving spouses of National Guard soldiers killed in the line of duty, for whom fees are waived:
 - from funds provided in the annual State Budget Act, the board of governors shall allocate to community college districts, pursuant to this subdivision, an amount equal to seven percent (7%) of the fee waivers provided pursuant to subdivisions (g) [low income students, as defined, or specified recipients of public assistance] and (h) [dependents or surviving spouses of California National Guard soldiers killed in the line of duty, as defined].⁴

Beginning July 5, 2000:

- For low income students (as defined, or recipients of public assistance (as defined) or dependents or surviving spouses of National Guard soldiers killed in the line of duty, for whom fees are waived (as defined):
 - an offset identified in Education Code section 76300, subdivision (m), that requires the Community College Board of Governors, from funds in the annual budget act, to allocate to community colleges two percent (2%) of the fees waived, under subdivisions (g) [low income students, as defined, or specified recipients of public assistance] and (h) [dependents of California National Guard soldiers killed in the line of duty as defined] of section 76300;
- For determination of financial need and delivery of student financial aid services, on the basis of the number of low income students (as defined) or recipients of public assistance (as defined) for whom fees are waived
 - requires the Board of Governors to allocate from funds in the annual State Budget Act ninety-one cents (\$0.91) per credit unit waived pursuant to subdivisions (g) [low income students, as defined, or specified recipients of public assistance] and (h) [dependents of California National Guard soldiers killed in the line of duty as defined]
- Any budget augmentation received under the Board Financial Assistance Program Administrative Allowance, or any other state budget augmentation received for administering the fee waiver program.

⁴These waiver provisions were subsequently expanded to waive fees for children of law enforcement personnel or firefighters killed in the line of duty (Ed. Code, § 76300, subd. (i)), or dependents of victims of the September 11, 2001 terrorist attacks (Ed. Code, § 76300, subd. (j)), but these parameters and guidelines do not include those waiver recipients because they were added by Statutes 2002, chapter 450 and are outside the scope of the Statement of Decision.

Final Staff Analysis – December Hearing

Commission staff issued the draft staff analysis on September 6, 2007. In the draft staff analysis, staff requested assistance from the *California Community College Chancellor's Office (Chancellor's Office)* and the *State Controller's Office (SCO)* to verify offsetting revenues from enrollment fees, number of credit units waived, and amount of fees waived, by fiscal year, and any budget augmentations received.

On October 10, 2007, Department of Finance submitted comments on the draft staff analysis concurring that the Chancellor's Office and the SCO should assist the Commission in assessing if offsetting savings and reimbursements were properly reported and deducted.

The Chancellor's Office provided a spreadsheet reporting enrollment fees collected and the 2% offset for fiscal years 2001-2002 through 2006-2007. This spreadsheet was sent to the SCO to compare with enrollment fee offsets reported. The SCO reviewed claims and compiled a new spreadsheet. The new spreadsheet by fiscal year, identified claimants, claimed amounts, claimed 2% offsets, claimed waiver offsets, and Chancellor's 2% offset, and 2% claimed difference. Based on this additional documentation, staff revised the draft statewide cost estimate for the December 6 hearing.⁵

The Department of Finance requested that the statewide cost estimate be postponed to allow the department to work with the Chancellor's Office in providing more complete information on offsets. The hearing was postponed.

Submission of New Information by the Chancellor's Office

On January 7, 2008, the Chancellor's Office submitted the additional data requested related to the student fee collection and waiver program. Data was included from additional years for the 2 percent of fees calculation and also included data related to two additional allocations. This information was compiled with input from the Department of Finance.⁶ The information provided is on a statewide basis for each community college district by fiscal year. Thus, this information must be compared with the actual claims filed and offsets reported.

Review by the State Controller's Office

Commission staff forwarded the new information from the Chancellor's Office to the State Controller's Office to review actual offsets taken against the claimed amounts. On January 17, 2008, the Controller's Office forwarded the worksheets documenting their review.⁷

Revised Final Staff Analysis – January 2008 Hearing

Commission staff reviewed the new information from the Chancellor's Office and the State Controller's Office to revise the proposed statewide cost estimate.⁸

Methodology

Fiscal Years 1998-1999 through 2004-2005

The proposed statewide cost estimate for fiscal years 1998-1999 through 2004-2005 is based on the total of actual reimbursement claims filed with the SCO for these years.

5 Exhibit A.

6 Exhibit B.

7 Exhibit C.

8 Exhibit D.

Fiscal Years 2005-2006 through 2007-2008

Staff used 2004-2005 actual costs as the base for calculating estimated costs for fiscal years 2005-2006 through 2007-2008 by multiplying by the implicit price deflator, as follows:

- 2005-2006 cost estimate is calculated by multiplying the 2004-2005 total by the implicit price deflator for 2005-2006 (6%);
- 2006-2007 cost estimate is calculated by multiplying the 2005-2006 cost estimate by the implicit price deflator for 2006-2007 (3.9%); and,
- 2007-2008 cost estimate is calculated by multiplying the 2006-2007 cost estimate by the implicit price deflator for 2007-2008 (2.6%).

Revisions Based on 2% Offsetting Revenues Reported by the Chancellor's Office for Enrollment Fee Collections

Adjustments are made for unreported 2% offsetting revenues for enrollment fee collections, as reported by the Chancellor's Office for fiscal years 1998-1999 through 2004-2005. Although the Chancellor's Office reported 2% offsetting revenues for fiscal years 2005-2006 through 2007-2008, staff calculated the 2% claimed differences for those years by multiplying the adjustment for 2004-2005 by the implicit price deflator, as detailed above. This was necessary because only a limited number of claims were filed and most did not include offsets. The total adjustment would be \$5,834,838.

Revisions Based on Board Financial Assistance Program (BFAP) Administrative Allowance (\$.91 X enrollment fee credit unit for each student for whom fees are waived)

The Chancellor's Office provided additional information on two different offsets for the fee waiver program. Although the parameters and guidelines identify both offsets, the Program Manual Definitions provided by the Chancellor's Office states that the administrative allowance (.91) to administer the BOG Fee Waiver Program may be expended solely for financial aid professional, technical, clerical and/or temporary staff (including student help) who report directly to the financial aid director. Funds may not be used for salaries for personnel at the level of financial aid manager or above. In addition to these specific personnel costs funds may also be used for expenses associated with staff training and for the development and production of financial aid outreach materials. Funds may also be used for computer hardware or software necessary for and solely dedicated to the delivery of student financial aid.

Thus, based on this information, staff finds that adjustments should be made for unreported offsetting revenues for the enrollment fee waiver program (.91), as reported by the Chancellor's Office for fiscal years 1998 through 2004-2005. Although the Chancellor's Office reported offsetting revenues for fiscal years 2005-2006 through 2007-2008, staff calculated the adjustments for those years by multiplying the adjustment for 2004-2005 by the implicit price deflator, as detailed above. The total adjustments would amount to \$25,052,664.

No offset adjustments are made based on the BFAP 2% Fund.

Although offsets may be taken if BFAP 2% Funds are used to pay for the Fee Waiver Program, there is no mandate for such funds to be used for this program. According to the Chancellor's Office, each year the college receives an amount equal to 2% of the total fees waived to be used in the college general fund. These funds do not have to be spent on the administration of student aid. Therefore, staff does not include an adjustment for the 2% of the total fees waived by the claimant community college districts.

Proposed Statewide Cost Estimate - Revised

The total amount claimed and estimated for ten fiscal years is \$ 193,015,788. However, based on the new information provided by the Chancellor's Office and the review of actual offsets reported by the Controller's Office, staff proposes that this total be adjusted by \$30,887,503. Thus, staff's proposed statewide cost estimate, as revised, is \$ 162,128,285.

Following is a breakdown of total costs claimed per fiscal year, revised adjustments for offsets, and revised totals.

Table 2
Breakdown of Total Costs Claimed and Adjustments

<u>Fiscal</u> <u>Year</u>	# Claims	Total Costs Claimed	Enrollment Fee Adjustment (2%)	Fee Waiver Adjustment (.91)	Less Total Adjustments	Revised Totals
1998-1999	33	\$12,050,951	\$299,828	\$3,834,656	\$4,134,484	\$7,916,467
1999-2000	35	\$16,334,148	\$374,942	\$1,808,075	\$2,183,017	\$14,151,131
2000-2001	39	\$18,341,342	\$545,817	\$2,664,147	\$3,209,964	\$15,131,378
2001-2002	39	\$20,305,630	\$299,199	\$1,909,661	\$2,208,860	\$18,096,770
2002-2003	40	\$21,772,841	\$544,773	\$2,379,566	\$2,924,339	\$18,848,502
2003-2004	38	\$19,981,734	\$762,690	\$1,783,063	\$2,545,753	\$17,435,981
2004-2005	38	\$19,627,817	\$700,855	\$2,487,232	\$3,188,087	\$16,439,730
2005-2006	N/A	\$20,805,486	\$742,906	\$2,636,466	\$3,379,372	\$17,426,114
2006-2007	N/A	\$21,616,900	\$771,880	\$2,739,288	\$3,511,168	\$18,105,732
2007-2008	N/A	<u>\$22,178,939</u>	<u>\$791,949</u>	<u>\$2,810,510</u>	<u>\$3,602,459</u>	<u>\$18,576,480</u>
Totals		\$193,015,788	\$5,834,839	\$25,052,664	\$30,887,503	\$162,128,285

Staff Recommendation

Staff recommends that the Commission adopt the proposed statewide cost estimate of \$ 162,128,285 for fiscal years 1998-1999 through 2007-2008.

TABLE 3

ADJUSTMENTS FOR FEE COLLECTION

<u>Fiscal Year</u>	<u># Claimants</u>	<u>2% Student Fees Collected</u>	<u>Less Offset Reported</u>	<u>ADJUSTMENT</u>
1998-1999	33	\$1,835,111	\$1,535,283	\$299,828
1999-2000	35	\$1,854,368	\$1,479,426	\$374,942
2000-2001	39	\$2,167,304	\$1,621,487	\$545,817
2001-2002	39	\$2,244,751	\$1,945,552	\$299,199
2002-2003	40	\$2,346,287	\$1,801,514	\$544,773
2003-2004	38	\$3,164,190	\$2,401,500	\$762,690
2004-2005	38	\$4,342,611	\$3,641,756	\$700,855
2005-2006	N/A	N/A	N/A	\$742,906
2006-2007	N/A	N/A	N/A	\$771,880
2007-2008	N/A	N/A	N/A	\$791,949
				\$5,834,838

TABLE 4

ADJUSTMENTS FOR FEE WAIVERS

<u>Fiscal Year</u>	<u># Claimants</u>	<u>Waiver Revenue BFAP SFAA(.91)</u>	<u>Less Offset Reported</u>	<u>ADJUSTMENT</u>
1998-1999	33	\$3,941,257	\$106,601	\$3,834,656
1999-2000	35	\$3,719,088	\$1,911,013	\$1,808,075
2000-2001	39	\$4,782,453	\$2,118,306	\$2,664,147
2001-2002	39	\$4,693,447	\$2,783,786	\$1,909,661
2002-2003	40	\$5,430,432	\$3,050,866	\$2,379,566
2003-2004	38	\$5,388,153	\$3,605,090	\$1,783,063
2004-2005	38	\$6,725,874	\$4,238,642	\$2,487,232
2005-2006	N/A	N/A	N/A	\$2,636,466
2006-2007	N/A	N/A	N/A	\$2,739,288
2007-2008	N/A	N/A	N/A	\$2,810,510
				\$25,052,664

PAGES 14-100 LEFT BLANK INTENTIONALLY

ITEM 15
FINAL STAFF ANALYSIS
PROPOSED STATEWIDE COST ESTIMATE

Education Code Section 76300
Statutes 1984xx, Chapter 1 (AB 1)
Statutes 1984, Chapters 274 and 1401
Statutes 1985, Chapters 920 and 1454
Statutes 1986, Chapters 46 and 394
Statutes 1987, Chapter 1118
Statutes 1989, Chapter 136
Statutes 1991, Chapter 114
Statutes 1992, Chapter 703
Statutes 1993, Chapters 8, 66, 67, and 1124
Statutes 1994, Chapters 153 (AB 2480) and 422 (AB 2589)
Statutes 1995, Chapter 308 (AB 825)
Statutes 1996, Chapter 63 (AB 3031)
Statutes 1999, Chapter 72 (AB 1118)

California Code of Regulations, Title 5, Sections 58501-58503;
58611- 58613, 58620, 58630

Enrollment Fee Collection and Waivers
(99-TC-13 and 00-TC-15)

Los Rios and Glendale Community College Districts, Claimants

EXECUTIVE SUMMARY

On April 24, 2003, the Commission on State Mandates (Commission) determined that the *Enrollment Fee Collection and Waivers* test claim statutes and executive orders constitute a new program or higher level of service and impose a reimbursable state-mandated program upon community college districts within the meaning of article XIII B, section 6 of the California Constitution and Government Code section 17514. The Commission adopted the parameters and guidelines on January 26, 2006; eligible claimants filed initial reimbursement claims with the State Controller's Office (SCO) on August 1, 2006; and the SCO accepted late and amended initial reimbursement claims until August 1, 2007.

Staff reviewed SCO summary reports on the claims filed and actual reimbursement claims. Forty (40) claimants filed 316 reimbursement claims for fiscal years 1998-99 through 2006-2007. Since actual cost claims for 2005-2006 through 2007-2008 may still be filed, fiscal year 2004-2005 claiming data is used to calculate estimated costs for claims that will be filed for fiscal years 2005-2006 through 2007-2008.

Staff made the following assumptions and used the following methodology to develop a statewide cost estimate for the *Enrollment Fee Collection and Waivers* programs.

- Since August 1, 2007 was the last day to file late or amended claims for the initial reimbursement period, the actual amounts claimed will not increase for fiscal years 1998-1999 through 2004-2005.

- The same community college districts filing initial reimbursement claims for fiscal year 2004-2005 will file claims for fiscal years 2005-2006 through 2007-2008.
- Costs for fiscal years 2005-2006 through 2007-2008 will increase if new claimants file.
- The statewide cost estimate will increase if community college district enrollments and waivers continue to increase.
- There is a wide variation in costs incurred to implement this program.
- The enrollment fee offsets can be verified with the assistance of the California Community Colleges Chancellor's Office and the State Controller's Office.
- The offsets for enrollment fee waivers cannot be verified without the assistance of the California Community Colleges Chancellor's Office.
- The claims may be inaccurate because the initial reimbursement claims are un-audited and the offsets for enrollment fee waivers were not verified.

Fiscal Years 1998-1999 through 2004-2005

The proposed statewide cost estimate for fiscal years 1998-1999 through 2004-2005 is based on the total of actual reimbursement claims filed with the SCO for these years.

Fiscal Years 2005-2006 through 2007-2008

To calculate estimated costs for fiscal years 2005-2006 through 2007-2008, staff multiplied 2004-2005 actual costs by the implicit price deflator for 2005-2006 and subsequent years.

Revisions Based on 2% Offsetting Revenues Reported by the Chancellor's Office

Based on information provided by the Chancellor's Office and the SCO staff review of claims, the total amounts claimed were reduced by an additional \$4,613,895 for fiscal years 2001-2002 through 2007-2008: For fiscal years 2005-2006 through 2007-2008, staff calculated the 2% claimed differences by multiplying the differences for 2004-2005 by the implicit price deflator for 2005-2006 and subsequent years.

Proposed Statewide Cost Estimate

The proposed statewide cost estimate includes ten fiscal years for a total of \$188,401,892. This is an average of \$ 18,840,189 annually in costs for the state.

Following is a breakdown of estimated total costs per fiscal year, revised offsets, and status of filings for reimbursement claims.

**Breakdown of Total Costs
By Fiscal Year**

Fiscal Year	Number of Claims Filed with SCO	Total Costs Claimed	2% Claimed Difference	Revised Totals	Filing Dates for Reimbursement Claims
1998-1999	33	\$ 12,050,951	N/A	\$ 12,050,951	Filing closed: August 1, 2007
1999-2000	35	\$ 16,334,148	N/A	\$ 16,334,148	Filing closed: August 1, 2007
2000-2001	39	\$ 18,341,342	N/A	\$ 18,341,342	Filing closed: August 1, 2007
2001-2002	39	\$ 20,305,630	\$ 299,203	\$ 20,062,580	Filing closed: August 1, 2007
2002-2003	40	\$ 21,772,841	\$ 544,773	\$ 21,228,068	Filing closed: August 1, 2007
2003-2004	38	\$ 19,981,734	\$ 762,330	\$ 19,219,404	Filing closed: August 1, 2007
2004-2005	38	\$ 19,627,817	\$ 700,855	\$ 18,926,962	Filing closed: August 1, 2007
2005-2006 (estimated)	NA	\$ 20,805,486 ¹	\$ 742,906	\$ 20,062,580	Actual claims: January 16, 2007 Late claims: February 15, 2008
2006-2007 (estimated)	N/A	\$ 21,616,900 ²	\$ 771,880	\$ 20,845,020	Estimated claims: January 16, 2007 Actual claims: February 15, 2008 Late claims: February 15, 2009
2007-2008 (estimated)	N/A	\$ 22,178,939	\$ 791,948	\$ 21,386,990	Estimated: February 15, 2008 Actual: February 15, 2009 Late: February 15, 2010
TOTAL		\$ 193,015,788	\$4,613,895	\$188,401,892	

Staff Recommendation

Staff recommends that the Commission adopt the proposed statewide cost estimate of \$188,401,892 for fiscal years 1998-1999 through 2007-2008.

¹ As of August 15, 2007, 31 claimants filed claims totaling \$13,020,359.

² As of August 15, 2007, 23 claimants had filed claims totaling \$9,845,400.

STAFF ANALYSIS

Background

On April 24, 2003, the Commission on State Mandates (Commission) adopted the Statement of Decision for *Enrollment Fee Collection and Waivers* (99-TC-13 and 00-TC-15). The Commission found that the test claim statutes and executive orders constitute a new program or higher level of service and impose a reimbursable state-mandated program upon community college districts within the meaning of article XIII B, section 6 of the California Constitution and Government Code section 17514.

The Commission adopted the parameters and guidelines for this program on January 26, 2006. Eligible claimants were required to file initial reimbursement claims with the State Controller's Office (SCO) by August 1, 2006. Late and amended initial reimbursement claims were accepted by the SCO until August 1, 2007. This statewide cost estimate is based on the reimbursement claims filed for the initial reimbursement period.

Summary of the Mandate: Reimbursable Activities

The Commission approved the following reimbursable activities for this program:

A. Enrollment Fee Collection (Reimbursement Period begins July 1, 1998)

1. One-Time Activities

a. Policies and Procedures

Prepare district policies and procedures for the collection of enrollment fees.

b. Staff Training (One-time per employee)

Training district staff that implement the program on the procedures for the collection of enrollment fees.

2. Ongoing Activities

a. Calculating and collecting the student enrollment fee for each student enrolled, except for nonresidents, and except for special part-time students cited in section 76300, subdivision (f). (Ed. Code, §76300, subs. (a) & (b); Cal. Code Regs., tit. 5, §§ 58501, 58502 & 58503). This includes:

- i. Referencing student accounts and records to determine course workload, status of payments, and eligibility for fee waiver. Printing a list of enrolled courses.
- ii. Calculating the total enrollment fee to be collected. Identifying method of payment. Collecting cash and making change as necessary. Processing credit card and other non-cash payment transactions (however, any fees that may be charged to a community college district by a credit card company or bank are not reimbursable). Preparing a receipt for payment received.
- iii. Answering student's questions regarding enrollment fee collection or referring them to the appropriate person for an answer.
- iv. Updating written and computer records for the enrollment fee information and providing a copy to the student. Copying and filing enrollment fee documentation.

- v. Collecting delinquent enrollment fees, including written or telephonic collection notices to students, turning accounts over to collection agencies, or small claims court action.
- vi. For students who establish fee waiver eligibility after the enrollment fee has been collected, providing a refund of enrollment fees paid and updating student and district records as required. (Refund process for change in program is not reimbursable).

B. Enrollment Fee Waiver (Reimbursement Period begins July 1, 1999)

1. One-Time Activities

a. Policies and Procedures

Prepare district policies and procedures for determining which students are eligible for waiver of the enrollment fees.

b. Staff Training (One-time per employee)

Training district staff that implement the program on the procedures for determining which students are eligible for waiver of the enrollment fee.

2. Ongoing Activities

- a. Adopting procedures that will document all financial assistance provided on behalf of students pursuant to chapter 9 of title 5 of the California Code of Regulations; and including in the procedures the rules for retention of support documentation that will enable an independent determination regarding accuracy of the district's certification of need for financial assistance. (Cal. Code Regs., tit. 5, § 58630, subd. (b).)

Recording and maintaining records that document all of the financial assistance provided to students for the waiver of enrollment fees in a manner that will enable an independent determination of the district's certification of the need for financial assistance. (Cal. Code Regs., tit. 5, § 58630, subd. (b).)

- b. Waiving student fees in accordance with groups listed in Education Code section 76300, subdivisions (g) and (h). Waiving fees for students who apply for and are eligible for BOG fee waivers (Cal. Code Regs., tit. 5 §§ 58612, 58613 & 58620). This includes:
- i. Answering student's questions regarding enrollment fee waivers or referring them to the appropriate person for an answer.
 - ii. Receiving of waiver applications from students by mail, fax, computer online access, or in person, or in the form of eligibility information processed by the financial aid office.
 - iii. Evaluating each application and verification documents (dependency status, household size and income, SSI and TANF/CalWorks, etc.) for compliance with eligibility standards utilizing information provided by the student, from the student financial aid records (e.g., Free Application for Federal Student Aid (FAFSA)), and other records.
 - iv. In the case of an incomplete application or incomplete documentation, notify the student of the additional required information and how to obtain that information. Hold student application and documentation in suspense file until all information is received.
 - v. In the case of an approved application, copy all documentation and file the information for further review or audit. Entering the approved application information into district

records and /or notifying other personnel performing other parts of the process (e.g., cashier's office). Providing the student with proof of eligibility or an award letter, and file paper documents in the annual file.

- vi. In the case of a denied application, reviewing and evaluating additional information and documentation provided by the student if the denial is appealed by the student. Provide written notification to the student of the results of the appeal or any change in eligibility status.
- c. Reporting to the CCC the number of and amounts provided for BOG fee waivers. (Cal. Code Regs., tit. 5, § 58611.)

Statewide Cost Estimate

Staff reviewed SCO summary reports on the amounts claimed and actual reimbursement claims. Forty (40) claimants filed 316 reimbursement claims for fiscal years 1998-99 through 2006-2007. Since actual cost claims for 2005-2006 through 2007-2008 are not yet due, fiscal year 2004-2005 claiming data is used to calculate estimated costs for claims that will be filed for fiscal years 2005-2006 through 2007-2008.

Staff made the following assumptions and used the following methodology to develop a statewide cost estimate for the *Enrollment Fee Collection and Waivers* programs. If the Commission adopts this proposed statewide cost estimate, it will be reported to the Legislature along with staff's assumptions and methodology.

Assumptions

Staff made the following assumptions:

- *The actual amounts claimed will not increase for fiscal years 1998-1999 through 2004-2005 because August 1, 2007 was the last day to file late or amended claims for the initial reimbursement period.*
- *The same community college districts filing initial reimbursement claims for fiscal year 2004-2005 will file claims for fiscal years 2005-2006 through 2007-2008.*
- *Costs for fiscal years 2005-2006 through 2007-2008 will increase if new claimants file reimbursement claims.*

For other community college district mandates, as many as 60 community college districts have filed reimbursement claims. Thus, if any of the remaining community college districts file reimbursement claims for fiscal years 2005-2006 through 2007-2008, the proposed statewide cost estimate will increase.

- *The statewide cost estimate will increase if community college district enrollments and waivers continue to increase.*

The total statewide headcount and number of Board of Governors' Waivers reported by community college districts has increased for the past two fiscal years. See Table 1 for total headcounts, fee waivers, and amount of financial aid, from 1998-99 through 2005-2006.

- *The claims may be inaccurate because the initial reimbursement claims are un-audited.*

The actual amounts claimed will be reduced if the SCO reduces claims that are excessive or unreasonable. (See Table 2, Summary of Claims Filed, By Fiscal Year.)

Therefore, if the initial reimbursement claims are audited, the total cost of this program will be lower than the proposed statewide cost estimate.

- *There is a wide variation in costs incurred to implement this program.*

Staff selected fiscal year 2002-2003 for review because claims were filed by 40 community college districts representing 56% of eligible claimants, 66% of the statewide headcount and 70% of the waivers granted. See Table 3, Overview of 2002-2003 Claims.

The highest claim was filed by Los Angeles Community College District for \$2,950,953 and the lowest by Santa Barbara Community College District for \$6,787. The number of waivers granted by all claimants ranged from 7% to 57% of total headcount.

To compare costs, staff established a unit rate based on the total student headcount and number of waivers reported to the state. Since the reimbursable activities are based on student enrollment and waivers, these counts are the most appropriate measure on which to calculate a unit for cost comparisons. The unit is based on the total amount claimed divided by the total of "Head Count of students" and "number of waivers reported to the Board of Governors." The totals used for district head counts and waivers are from the California Community Colleges Chancellor's Office Website: <http://www.cccco.ca.gov>.

The unit rate ranged from a low of \$.12 (Santa Barbara Community College District) to \$100.45 (Palo Verde Community College District), with a mean of \$9.46. The unit for Los Angeles Community College District is \$9.06. The median is about \$7.00.

- *Enrollment Fee Collection Offsets were verified with the assistance of the California Community Colleges Chancellor's Office and the State Controller's Office.*

In April 2007, staff reviewed actual cost claims to assess whether the offsets specified in the parameters and guidelines and claiming instructions had been reported and deducted.

The Commission's decision and the parameters and guidelines identified offsetting savings and reimbursements for claimants to deduct when filing reimbursement claims. The Controller's claiming instructions further specified that if applicable, claimants should enter the following offsets, as specified in the parameters and guidelines, in the Cost Reduction Summary of the claim, on Line (09) Offsetting Savings, and submit a detailed schedule of savings with the claim.

Enrollment Fee Collection Program

The costs of the *Enrollment Fee Collection* program are subject to an offset of two percent (2%) of the revenue from enrollment fees. (Ed. Code, § 76000, subd. (c).)

Enrollment Fee Waiver Program

The costs of the *Enrollment Fee Waiver* program are subject to the following offsets:

July 1, 1999 to July 4, 2000:

- For low income students³ or recipients of public assistance,⁴ or dependents or surviving spouses of National Guard soldiers killed in the line of duty,⁵ as defined:

³ "[A]ny student who demonstrates eligibility according to income standards established by the board of governors and contained in Section 58260 of Title 5 of the California Code of Regulations." (Ed. Code, § 76300, subd. (g)(2).)

- an offset identified in Education Code section 76300, subdivision (m), that requires the Community College Board of Governors, from funds in the annual budget act, to allocate to community colleges two percent (2%) of the fees waived, under subdivisions (g) [low income students, as defined, or specified recipients of public assistance] and (h) [dependents or surviving spouses of California National Guard soldiers killed in the line of duty, as defined] of section 76300; and
- For determination of financial need and delivery of student financial aid services, on the basis of the number of low income students (as defined) or recipients of public assistance (as defined), or dependents or surviving spouses of National Guard soldiers killed in the line of duty, for whom fees are waived:
 - from funds provided in the annual State Budget Act, the board of governors shall allocate to community college districts, pursuant to this subdivision, an amount equal to seven percent (7%) of the fee waivers provided pursuant to subdivisions (g) [low income students, as defined, or specified recipients of public assistance] and (h) [dependents or surviving spouses of California National Guard soldiers killed in the line of duty, as defined].⁶

Beginning July 5, 2000:

- For low income students (as defined, or recipients of public assistance (as defined) or dependents or surviving spouses of National Guard soldiers killed in the line of duty, for whom fees are waived (as defined):
 - an offset identified in Education Code section 76300, subdivision (m), that requires the Community College Board of Governors, from funds in the annual budget act, to allocate to community colleges two percent (2%) of the fees waived, under subdivisions (g) [low income students, as defined, or specified recipients of public assistance] and (h) [dependents of California National Guard soldiers killed in the line of duty as defined] of section 76300;

⁴ “[A]ny student who, at the time of enrollment, is a recipient of benefits under the Temporary Assistance to Needy Families program, the Supplemental Security Income/State Supplementary Program, or a general assistance program or has demonstrated financial need in accordance with the methodology set forth in federal law or regulation for determining the expected family contribution of students seeking financial aid.” (Ed. Code, § 76300, subd. (g)(1).)

⁵ “[A]ny student who, at the time of enrollment is a dependent, or surviving spouse who has not remarried, of any member of the California National Guard who, in the line of duty and while in the active service of the state, was killed, died of a disability resulting from an event that occurred while in the active service of the state, or is permanently disabled as a result of an event that occurred while in the active service of the state. “Active service of the state,” for the purposes of this subdivision, refers to a member of the California National Guard activated pursuant to Section 146 of the Military and Veterans Code.” (Ed. Code, § 76300; subd. (h).)

⁶ These waiver provisions were subsequently expanded to waive fees for children of law enforcement personnel or firefighters killed in the line of duty (Ed. Code, § 76300, subd. (i)), or dependents of victims of the September 11, 2001 terrorist attacks (Ed. Code, § 76300, subd. (j)), but these parameters and guidelines do not include those waiver recipients because they were added by Statutes 2002, chapter 450 and are outside the scope of the Statement of Decision.

- For determination of financial need and delivery of student financial aid services, on the basis of the number of low income students (as defined) or recipients of public assistance (as defined) for whom fees are waived
 - requires the Board of Governors to allocate from funds in the annual State Budget Act ninety-one cents (\$0.91) per credit unit waived pursuant to subdivisions (g) [low income students, as defined, or specified recipients of public assistance] and (h) [dependents of California National Guard soldiers killed in the line of duty as defined]
- Any budget augmentation received under the Board Financial Assistance Program Administrative Allowance, or any other state budget augmentation received for administering the fee waiver program.

Revisions to the Draft Staff Analysis

Commission staff issued the draft staff analysis on September 6, 2007. In the draft staff analysis, staff requested assistance from the *California Community College Chancellor's Office (Chancellor's Office)* and the *State Controller's Office (SCO)* to verify offsetting revenues from enrollment fees, number of credit units waived, and amount of fees waived, by fiscal year, and any budget augmentations received.

On October 10, 2007, Department of Finance submitted comments on the draft staff analysis concurring that the Chancellor's Office and the SCO should assist the Commission in assessing if offsetting savings and reimbursements were properly reported and deducted (See Exhibit A).

The Chancellor's Office provided a spreadsheet reporting enrollment fees collected and the 2% offset for fiscal years 2001-2002 through 2006-2007 (See Exhibit B). This spreadsheet was sent to the SCO to compare with enrollment fee offsets reported. The SCO reviewed claims and compiled a new spreadsheet. The new spreadsheet by fiscal year, identified claimants, claimed amounts, claimed 2% offsets, claimed waiver offset, Chancellor's 2% offset, and 2% claimed difference (See Exhibit C). Based on this additional documentation, staff revised the draft statewide cost estimate, as detailed below.

Methodology

Fiscal Years 1998-1999 through 2004-2005

The proposed statewide cost estimate for fiscal years 1998-1999 through 2004-2005 is based on the total of actual reimbursement claims filed with the SCO for these years.

Fiscal Years 2005-2006 through 2007-2008

Staff used 2004-2005 actual costs as the base for calculating estimated costs for fiscal years 2005-2006 through 2007-2008 by multiplying by the implicit price deflator, as follows:

- 2005-2006 cost estimate is calculated by multiplying the 2004-2005 total by the implicit price deflator for 2005-2006 (6%);
- 2006-2007 cost estimate is calculated by multiplying the 2005-2006 cost estimate by the implicit price deflator for 2006-2007 (3.9%); and,
- 2007-2008 cost estimate is calculated by multiplying the 2006-2007 cost estimate by the implicit price deflator for 2007-2008 (2.6%).

Revisions Based on 2% Offsetting Revenues Reported by the Chancellor's Office for Enrollment Fee Collections

No revisions were made to fiscal years 1998-1999 through 2000-2001 because no new data was provided. However, reductions totaling \$4,613,895 were made for fiscal years 2001-2002 through 2007-2008. Although the Chancellor's Office reported 2% offsetting revenues for fiscal years 2005-2006 through 2007-2008, staff calculated the 2% claimed differences for those years by multiplying the differences for 2004-2005 by the implicit price deflator, as detailed above.

Proposed Statewide Cost Estimate

The proposed statewide cost estimate includes ten fiscal years for a total of \$188,401,892. This is an average of \$ 18,840,189 annually in costs for the state.

Following is a breakdown of estimated total costs per fiscal year, revised offsets, and status of filings for reimbursement claims.

**Breakdown of Total Costs
By Fiscal Year**

Fiscal Year	Number of Claims Filed with SCO	Total Costs Claimed	2% Claimed Difference	Revised Totals	Filing Dates for Reimbursement Claims
1998-1999	33	\$ 12,050,951	N/A	\$ 12,050,951	Filing closed: August 1, 2007
1999-2000	35	\$ 16,334,148	N/A	\$ 16,334,148	Filing closed: August 1, 2007
2000-2001	39	\$ 18,341,342	N/A	\$ 18,341,342	Filing closed: August 1, 2007
2001-2002	39	\$ 20,305,630	\$ 299,203	\$ 20,062,580	Filing closed: August 1, 2007
2002-2003	40	\$ 21,772,841	\$ 544,773	\$ 21,228,068	Filing closed: August 1, 2007
2003-2004	38	\$ 19,981,734	\$ 762,330	\$ 19,219,404	Filing closed: August 1, 2007
2004-2005	38	\$ 19,627,817	\$ 700,855	\$ 18,926,962	Filing closed: August 1, 2007
2005-2006 (estimated)	NA	\$ 20,805,486 ⁷	\$ 742,906	\$ 20,062,580	Actual claims: January 16, 2007 Late claims: February 15, 2008
2006-2007 (estimated)	N/A	\$ 21,616,900 ⁸	\$ 771,880	\$ 20,845,020	Estimated claims: January 16, 2007 Actual claims: February 15, 2008 Late claims: February 15, 2009
2007-2008 (estimated)	N/A	\$ 22,178,939	\$ 791,948	\$ 21,386,990	Estimated: February 15, 2008 Actual: February 15, 2009 Late: February 15, 2010
TOTAL		\$ 193,015,788	\$ 4,613,895	\$ 188,401,892	

Staff Recommendation

Staff recommends that the Commission adopt the proposed statewide cost estimate of \$188,401,892 for fiscal years 1998-1999 through 2007-2008.

⁷ As of August 15, 2007, 31 claimants filed claims totaling \$13,020,359.

⁸ As of August 15, 2007, 23 claimants had filed claims totaling \$9,845,400.

Table 1

**Total Headcounts, Board of Governor's Waivers, and
Financial Aid Amount
By Fiscal Year**

Fiscal (Academic) Year	Total Headcount by Academic Year	Total Board of Governors Waivers and Percent Change From Prior Year	Financial Aid Amount
1998-1999	2,437,575	473,910 (NA)	\$ 95,307,029
1999-2000	2,546,591	579,657 (22.3%)	85,924,368
2000-2001	2,648,850	500,257 (-13.7%)	89,343,576
2001-2002	2,809,514	548,283 (9.6%)	92,433,300
2002-2003	2,819,997	606,348 (10.6%)	102,620,674
2003-2004	2,545,479	663,024 (9.3%)	168,185,325
2004-2005	2,515,488	724,611 (9.3%)	266,282,347
2005-2006	2,550,682	740,430 (2.2%)	273,788,614
2006-2007	2,621,399	Data Not Available	Data Not Available

Source: www.cccco.ca.gov

PAGES 12-100 LEFT BLANK INTENTIONALLY

PAGES 17-100 LEFT BLANK INTENTIONALLY



DEPARTMENT OF
FINANCE

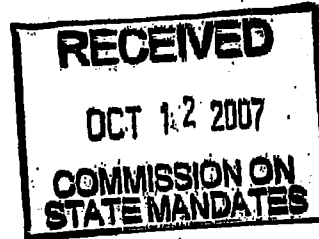
EXHIBIT A

ARNOLD SCHWARZENEGGER, GOVERNOR

915 L STREET ■ SACRAMENTO CA ■ 95814-2706 ■ WWW.DOF.CA.GOV

October 10, 2007

Ms. Paula Higashi
Executive Director
Commission on State Mandates
980 Ninth Street, Suite 300
Sacramento, CA 95814



Dear Ms. Higashi:

Pursuant to your letter of September 6, 2007, the Department of Finance has reviewed the Proposed Statewide Cost Estimate for test claim No. 99-TC-13 and 00-TC-15 (*Enrollment Fee Collection and Waivers*) submitted by the Los Rios and Glendale Community College Districts.

As the result of our review, we concur with Commission staff's analysis that there is no verification of whether claimants properly reported and deducted offsets that are identified in Education Code section 76300. Therefore, we believe that development of a proposed Statewide Cost Estimate would be premature until the State Controller's Office, in conjunction with the California Community College Chancellor's Office, can verify district revenue from enrollment fees, number of credit units waived, and amount of fees waived, by fiscal year, as well as any budget allocations provided to support these activities.

As required by the Commission's regulations, we are including a "Proof of Service" indicating that the parties included on the mailing list which accompanied your September 6, 2007 letter have been provided with copies of this letter via either United States Mail or, in the case of other state agencies, Interagency Mail Service.

If you have any questions regarding this letter, please contact Thomas Todd, Principal Program Budget Analyst at (916) 445-0328.

Sincerely,

Jeannie Oropeza
Program Budget Manager

Attachments

Attachment A

DECLARATION OF THOMAS TODD
DEPARTMENT OF FINANCE
CLAIM NO. 99-TC-13 AND 00-TC-15

1. I am currently employed by the State of California, Department of Finance (Finance), am familiar with the duties of Finance, and am authorized to make this declaration on behalf of Finance.
2. We concur that the sections relevant to this claim are accurately quoted in the test claim submitted by claimants and, therefore, we do not restate them in this declaration.

I certify under penalty of perjury that the facts set forth in the foregoing are true and correct of my own knowledge except as to the matters therein stated as information or belief and, as to those matters, I believe them to be true.

10/10/07

at Sacramento, CA



Thomas Todd

PROOF OF SERVICE

Test Claim Name: Proposed Statewide Cost Estimate
Test Claim Number: 99-TC-13 and 00-TC-15

I, the undersigned, declare as follows:

I am employed in the County of Sacramento, State of California, I am 18 years of age or older and not a party to the within entitled cause; my business address is 915 L Street, 7th Floor, Sacramento, CA 95814.

On October 10, 2007, I served the attached recommendation of the Department of Finance in said cause, by facsimile to the Commission on State Mandates and by placing a true copy thereof: (1) to claimants and nonstate agencies enclosed in a sealed envelope with postage thereon fully prepaid in the United States Mail at Sacramento, California; and (2) to state agencies in the normal pickup location at 915 L Street, 7th Floor, for Interagency Mail Service, addressed as follows:

A-16
Ms. Paula Higashi, Executive Director
Commission on State Mandates
980 Ninth Street, Suite 300
Sacramento, CA 95814
Facsimile No. 445-0278

Education Mandated Cost Network
C/O School Services of California
Attention: Dr. Carol Berg, PhD
1121 L Street, Suite 1060
Sacramento, CA 95814

Sixten & Associates
Attention: Keith Petersen
5252 Balboa Avenue, Suite 807
San Diego, CA 92117

E-8
Department of Education
School Business Services
Attention: Marie Johnson
560 J Street, Suite 170
Sacramento, CA 95814

Mandated Cost Systems, Inc.
Attention: Steve Smith
2275 Watt Avenue, Suite C
Sacramento, CA 95825

San Diego Unified School District
Attention: Arthur Palkowitz
4100 Normal Street, Room 3159
San Diego, CA 92103-2682

E-8
State Board of Education
Attention: Bill Lucia, Executive Director
721 Capitol Mall, Room 532
Sacramento, CA 95814

California Teachers Association
Attention: Steve DePue
2921 Greenwood Road
Greenwood, CA 95635

Girard & Vinson
Attention: Paul Minney
1676 N. California Blvd., Suite 450
Walnut Creek, CA 95496

Mr. Jon Sharpe
Los Rios Community College District
1919 Spanos Court
Sacramento, CA 95825

Mr. Steve Smith
Steve Smith Enterprises, Inc.
3323 Watt Avenue #291
Sacramento, CA 95821

Mr. Jim Spano
State Controller's Office (B-08)
Division of Audits
300 Capitol Mall, Suite 518
Sacramento, CA 95814

Mr. Erik Skinner
California Community Colleges
Chancellor's Office (G-01)
1102 Q Street, Suite 300
Sacramento, CA 95814-6549

Mr. Thomas J. Donner
Santa Monica Community College District
1900 Pico Blvd.
Santa Monica, CA 90405-1628

Mr. Allan Burdick
MAXIMUS
4320 Auburn Blvd., Suite 2000
Sacramento, CA 95841

Ms. Susan Geanacou
Department of Finance (A-15)915 L Street,
Suite 1190
Sacramento, CA 95814

Ms. Ginny Brummels
State Controller's Office (B-08)
Division of Accounting & Reporting
3301 C Street, Suite 500
Sacramento, CA 95816

Mr. Paul Warren
Legislative Analyst's Office (B-29)
925 L Street, Suite 1000
Sacramento, CA 95814

I declare under penalty of perjury under the laws of the State of California that the foregoing is true and correct, and that this declaration was executed on October 10, 2007 at Sacramento, California.

10/10/07

at Sacramento, CA

Annette Walte

Annette Walte

Total Enrollment at Fees with 2 Percent Offsets

District	2006-07			2005-06			2004-05			2003-04			2002-03			2001-02		
	Total Fees	2% Offset	Total Fees	Total Fees	2% Offset	Total Fees	Total Fees	2% Offset	Total Fees	Total Fees	2% Offset	Total Fees	Total Fees	2% Offset	Total Fees	Total Fees	2% Offset	
Allan Hancock	\$2,193,127	\$43,863	\$2,347,018	\$48,940	\$2,666,224	\$53,324	\$2,428,050	\$49,551	\$1,348,594	\$26,972	\$1,126,159	\$22,503	\$1,496,800	\$25,331	\$1,266,568	\$29,936	\$1,496,800	
Antelope Valley	2,766,233	55,225	2,773,553	55,471	2,956,236	59,125	2,074,543	41,481	1,266,568	25,331	1,496,800	7,100	394,993	6,775	394,993	7,100	394,993	
Banister	552,701	11,054	549,662	10,983	530,896	10,618	516,309	10,306	338,732	6,775	338,732	7,100	1,212,711	25,154	1,212,711	24,254	1,212,711	
Butte	2,442,650	48,863	2,491,513	56,674	2,707,866	54,157	1,663,331	33,667	1,257,680	25,154	1,257,680	36,185	1,809,274	41,758	1,809,274	36,185	1,809,274	
Cabrillo	3,591,168	71,823	4,088,037	81,921	4,086,379	81,688	2,869,919	57,398	2,574,377	51,488	2,574,377	50,941	3,018,463	32,713	3,018,463	60,369	3,018,463	
Centros	4,789,804	95,786	4,860,964	97,219	4,836,291	96,726	3,618,209	76,564	3,137,913	62,768	3,137,913	47,433	3,731,637	36,627	3,731,637	47,433	3,731,637	
Chabot-Las Positas	6,004,100	120,082	6,506,112	130,122	6,324,702	128,484	4,594,155	91,283	3,137,913	62,768	3,137,913	47,433	3,731,637	36,627	3,731,637	47,433	3,731,637	
Chico	5,211,118	104,222	5,538,646	110,773	5,460,147	109,203	3,971,428	79,429	2,560,636	51,213	2,560,636	47,433	3,731,637	36,627	3,731,637	47,433	3,731,637	
Chico	3,391,890	67,838	3,746,695	74,954	3,746,695	74,954	2,618,877	52,362	1,812,877	36,258	1,812,877	131,245	2,560,636	36,258	2,560,636	47,433	2,560,636	
Citrus	11,988,180	239,764	12,613,786	252,276	12,916,166	258,323	9,413,096	188,282	6,661,389	133,228	6,661,389	131,245	7,010,028	10,659	7,010,028	14,021	7,010,028	
Coast	901,957	18,039	908,702	18,174	941,645	18,833	497,684	9,953	532,950	10,659	532,950	14,021	7,010,028	10,659	7,010,028	14,021	7,010,028	
Compton	10,553,674	211,073	11,413,000	228,260	10,617,312	212,346	7,667,883	153,158	5,611,054	112,221	5,611,054	103,001	5,150,062	112,221	5,150,062	103,001	5,150,062	
Contra Costa	339,364	6,787	421,892	8,438	347,588	6,952	283,186	5,664	225,656	4,513	225,656	4,738	286,889	4,513	286,889	4,738	286,889	
Copper Mountain	2,269,684	45,383	2,335,568	46,711	2,212,948	44,259	1,584,238	31,285	1,003,909	20,078	1,003,909	19,524	976,180	20,078	976,180	19,524	976,180	
Desert	6,422,576	128,452	7,048,047	140,961	6,747,268	134,945	5,112,882	102,258	3,697,741	73,955	3,697,741	63,463	3,173,160	73,955	3,173,160	63,463	3,173,160	
El Camino	464,401	9,288	603,281	12,066	474,052	9,481	335,557	6,711	285,347	5,707	285,347	4,485	224,261	5,707	224,261	4,485	224,261	
Feather River	1,953,886	218,078	12,494,390	249,888	12,543,281	250,884	9,588,874	191,777	6,192,332	123,847	6,192,332	126,761	6,338,049	123,847	6,338,049	126,761	6,338,049	
Foothill-DelAnza	1,233,910	24,678	1,275,642	25,513	1,267,212	25,344	882,263	17,645	612,345	12,247	612,345	11,750	587,524	12,247	587,524	11,750	587,524	
Gavilan	3,363,638	67,273	3,689,318	73,766	3,297,552	65,951	2,291,534	45,833	1,863,468	37,669	1,863,468	68,281	1,893,577	37,669	1,893,577	37,669	1,893,577	
Grossmont-Cuyamaca	6,223,903	124,478	7,829,525	156,591	6,789,355	135,387	5,370,393	107,408	3,520,078	70,302	3,520,078	19,584	3,484,059	70,302	3,484,059	68,281	3,484,059	
Hartnell	1,181,110	23,622	1,322,850	26,457	1,111,617	22,232	898,784	17,976	607,063	12,141	607,063	11,525	576,285	12,141	576,285	11,525	576,285	
Imperial	4,696,432	93,829	4,965,622	99,312	4,888,376	97,768	3,322,101	66,442	2,153,629	43,073	2,153,629	45,471	2,273,545	43,073	2,273,545	45,471	2,273,545	
Kern	684,027	13,281	735,522	14,710	744,713	14,894	550,839	11,019	417,539	8,351	417,539	8,013	400,661	8,351	400,661	8,013	400,661	
Lake Tahoe	315,422	6,308	459,774	9,195	622,955	12,459	437,479	8,750	350,405	7,008	350,405	7,200	359,976	7,008	359,976	7,200	359,976	
San Bernardino	3,507,167	70,143	3,634,439	76,689	4,250,357	86,007	3,554,498	71,090	2,555,446	51,109	2,555,446	48,488	2,424,379	51,109	2,424,379	48,488	2,424,379	
San Diego	19,172,728	383,455	20,311,354	406,227	18,534,269	372,686	15,406,703	308,134	10,563,956	211,279	10,563,956	217,173	10,858,647	211,279	10,858,647	217,173	10,858,647	
Los Angeles	13,816,569	276,331	14,966,580	299,332	16,272,982	306,460	11,254,427	225,089	7,353,403	147,068	7,353,403	148,533	7,426,638	147,068	7,426,638	148,533	7,426,638	
Los Rios	1,557,451	31,149	1,688,573	33,871	1,867,608	37,752	1,422,950	28,459	917,493	18,350	917,493	20,980	1,048,994	18,350	1,048,994	20,980	1,048,994	
Marin	607,838	12,157	703,115	14,062	684,994	13,700	483,347	9,867	335,552	6,711	335,552	6,428	321,399	6,711	321,399	6,428	321,399	
Mendocino-Lake	1,764,301	35,286	1,702,205	34,044	1,897,841	39,957	1,461,038	29,221	949,815	18,996	949,815	14,725	736,274	18,996	736,274	14,725	736,274	
Merced	4,435,014	88,700	4,823,511	96,470	4,516,819	80,338	3,142,226	62,845	1,583,258	31,665	1,583,258	31,482	1,574,101	31,665	1,574,101	31,482	1,574,101	
Mira Costa	1,841,020	36,820	1,932,653	38,653	1,990,145	39,803	1,393,375	27,868	948,395	18,968	948,395	21,064	1,063,196	18,968	1,063,196	21,064	1,063,196	
Monterey Peninsula	7,598,246	151,765	7,658,298	153,166	7,310,470	146,209	5,387,872	107,757	4,127,306	82,546	4,127,306	87,594	4,379,714	82,546	4,379,714	87,594	4,379,714	
Mt. San Antonio	3,245,008	64,900	3,236,129	64,723	3,061,003	61,220	2,018,155	40,363	1,333,074	26,661	1,333,074	24,642	1,232,111	26,661	1,232,111	24,642	1,232,111	
Mt. San Jacinto	1,610,143	32,203	1,693,328	33,867	1,838,485	36,730	1,364,106	27,282	950,289	19,006	950,289	17,832	891,622	19,006	891,622	17,832	891,622	
Napa Valley	9,844,906	196,898	10,573,211	211,464	10,415,052	208,301	7,313,752	146,275	5,190,331	103,807	5,190,331	101,363	5,068,153	103,807	5,068,153	101,363	5,068,153	
North Orange County	2,826,710	56,534	3,010,362	60,207	2,931,363	58,628	2,190,817	43,816	1,505,221	30,104	1,505,221	31,229	1,581,436	30,104	1,581,436	31,229	1,581,436	
Orange	291,604	5,832	325,649	6,513	384,878	7,698	275,939	5,519	380,318	7,606	380,318	3,747	187,336	7,606	187,336	3,747	187,336	
Palo Verde																		

District	2006-07		2005-06		2004-05		2003-04		2002-03		2001-02	
	Total Fees	2% Offset	Total Fees	2% Offset	Total Fees	2% Offset	Total Fees	2% Offset	Total Fees	2% Offset	Total Fees	2% Offset
Palmier	7,033,959	140,679	7,943,132	158,863	7,836,277	156,726	5,610,277	112,208	3,541,584	70,832	3,353,514	67,070
Pasadena Area	6,864,352	137,287	7,342,639	146,853	7,152,383	142,568	5,067,659	101,351	3,655,897	73,118	3,761,797	75,236
Perella	4,799,495	95,990	4,774,609	95,482	4,752,717	95,054	3,754,404	75,088	2,742,576	54,852	2,634,552	52,691
Rancho Santiago	6,061,786	121,236	6,601,086	132,022	6,432,146	128,643	4,458,359	89,167	3,059,763	61,195	2,995,072	59,901
Redwoods	915,818	18,316	1,135,316	22,706	1,213,524	24,270	966,607	19,352	662,623	13,652	760,985	15,220
Rio Hondo	3,118,298	62,366	3,413,847	68,277	3,327,860	66,567	2,419,948	48,398	1,645,311	32,806	1,559,732	31,195
Riverside	7,814,402	155,299	8,537,185	170,744	8,243,092	164,852	6,084,828	121,692	3,988,232	79,365	3,806,464	76,129
San Bernardino	3,738,733	74,775	3,918,979	78,390	3,825,919	76,518	2,631,314	52,628	1,920,900	38,418	1,861,467	37,230
San Diego	9,489,039	189,981	11,891,910	237,938	10,720,321	214,408	7,178,925	143,579	5,286,354	105,927	4,956,673	89,133
San Francisco	7,404,086	148,082	8,168,381	163,366	8,087,261	161,745	6,036,111	120,722	4,224,327	84,487	4,077,487	81,560
San Joaquin Delta	4,352,322	87,046	4,706,025	95,321	4,137,899	82,758	3,170,108	63,402	2,098,285	41,966	2,125,593	42,512
San Jose-Evergreen	3,576,825	71,518	3,758,000	75,160	3,862,000	77,240	2,236,264	44,726	1,948,292	38,966	2,177,364	43,547
San Luis Obispo	3,371,923	67,438	3,828,428	76,529	3,508,432	70,169	2,600,556	50,011	1,948,292	38,966	1,563,682	31,274
San Mateo	5,837,870	116,757	6,603,751	132,075	6,677,333	133,547	5,008,017	100,160	3,540,745	70,815	3,351,792	67,036
Santa Barbara	4,626,706	92,534	4,853,847	97,117	4,451,706	89,034	3,262,648	65,253	2,157,637	43,153	2,061,518	41,630
Santa Clara	5,782,934	115,959	5,958,458	119,189	4,328,875	86,538	3,198,605	62,206	1,784,510	35,690	1,721,596	34,432
Santa Monica	8,157,070	171,741	8,694,954	183,897	9,661,177	191,364	6,410,305	128,206	4,729,702	94,594	4,774,191	95,484
Sequoias	1,974,294	39,485	2,118,981	42,377	2,182,647	43,653	1,593,120	31,862	1,148,893	22,978	1,065,906	21,318
Shasta-Tehama-Trinity	2,026,224	40,504	2,067,793	41,356	2,178,640	43,573	1,649,271	32,985	1,148,893	22,978	1,065,906	21,318
Sierra	5,466,758	109,335	5,432,624	108,650	5,347,168	106,943	3,456,822	69,136	2,606,222	52,124	2,033,708	40,674
Siskiyou	459,805	9,196	518,692	10,374	359,797	7,166	554,288	11,086	334,858	6,697	294,959	5,899
Solano	3,297,849	65,957	3,176,300	63,526	3,122,776	62,456	2,166,957	43,339	1,486,060	29,721	1,407,470	28,149
Sonoma	6,836,873	136,737	7,131,615	142,632	6,918,623	138,392	5,138,413	102,728	3,450,311	69,006	3,401,215	68,024
South Orange County	9,751,167	195,023	10,379,553	207,591	10,040,394	200,808	7,183,844	143,677	4,656,229	97,125	4,539,878	90,788
Southwestern	4,273,391	85,468	4,692,028	93,841	4,584,437	91,289	3,480,336	74,207	2,298,674	45,773	2,237,073	44,741
State Center	5,599,105	111,982	5,832,114	116,642	5,759,625	115,163	3,710,029	74,207	2,298,674	45,773	2,237,073	44,741
Ventura	9,630,028	192,601	9,985,917	199,718	10,585,634	211,713	7,480,034	149,601	5,215,443	104,309	4,921,340	98,427
Victor Valley	1,648,457	32,869	2,806,242	58,125	2,255,195	45,104	1,585,066	31,702	1,043,391	20,868	1,061,694	21,634
West Hills	1,028,122	20,562	1,025,070	20,501	971,818	19,499	687,669	11,754	457,682	9,154	508,903	10,178
West Kern	520,072	10,401	575,586	11,511	482,627	9,853	336,911	6,738	199,273	3,985	152,229	3,045
West Valley-Mission	5,133,226	102,665	5,619,113	112,382	5,838,996	116,780	3,392,824	67,856	3,120,514	62,410	2,900,786	58,016
Yosemite	4,808,152	96,163	5,327,105	106,542	5,150,953	103,019	3,981,146	79,623	2,840,256	52,805	2,396,953	47,739
Yuba	1,586,114	31,822	1,812,232	36,245	1,598,084	31,782	1,176,041	23,521	811,292	16,226	864,050	17,281
System Totals	\$323,893,581	\$6,477,868	\$351,124,675	\$7,022,493	\$341,518,503	\$6,830,383	\$248,509,619	\$4,870,194	\$172,681,821	\$3,453,639	\$167,403,412	\$3,348,067

Note: Enrollment Fees are collected and accounted for in accordance with Education Code sections 76300 and 76140(a).

Total Enrollment Fees with 2 Percent Offsets

District	2006-07			2005-06			2004-05			2003-04			2002-03			2001-02		
	Total Fees	2% Offset	Total Fees	Total Fees	2% Offset	Total Fees	Total Fees	2% Offset	Total Fees	Total Fees	2% Offset	Total Fees	Total Fees	2% Offset	Total Fees	Total Fees	2% Offset	
Allan Hancock	\$2,193,127	\$43,863	\$2,347,018	\$46,940	\$2,666,224	\$53,324	\$2,428,050	\$48,561	\$1,348,594	\$26,972	\$1,125,159	\$22,503	\$1,496,800	\$29,936	\$1,525,736	\$7,100	\$1,532,836	
Antelope Valley	2,766,233	55,325	2,773,553	55,471	2,956,238	59,125	2,074,543	41,491	1,266,558	25,331	1,241,222	29,936	1,496,800	29,936	1,525,736	7,100	1,532,836	
Barstow	552,701	11,064	548,662	10,993	530,886	10,618	515,309	10,306	338,732	6,775	321,967	36,769	354,993	36,769	391,762	7,100	402,862	
Butte	2,442,650	48,853	2,833,685	56,674	2,707,868	54,157	1,693,331	33,667	1,257,880	25,154	1,232,726	24,254	1,212,111	24,254	1,236,365	7,100	1,243,465	
Cabrillo	3,591,188	71,823	4,096,037	81,921	4,084,379	81,688	2,868,919	57,398	2,087,911	41,758	1,809,274	36,185	1,809,274	36,185	2,547,041	50,941	2,597,982	
Cerritos	4,789,804	95,796	4,860,964	97,219	4,836,291	96,726	3,818,209	76,364	2,574,377	51,488	2,547,041	50,941	2,547,041	50,941	3,018,463	60,369	3,078,832	
Citrus	6,004,100	120,082	6,506,112	130,122	6,324,702	126,494	4,564,155	91,283	3,137,813	62,758	3,074,755	34,838	3,074,755	34,838	3,137,813	60,369	3,198,182	
Claremont	5,211,118	104,222	5,538,646	110,773	5,460,147	109,203	3,971,429	78,429	2,580,636	56,258	2,524,378	27,485	2,524,378	27,485	2,580,636	60,369	2,641,005	
Contra Costa	3,391,890	67,838	3,746,595	74,834	3,748,328	74,867	2,618,091	82,362	1,812,877	36,258	1,776,619	18,235	1,776,619	18,235	2,371,637	35,827	2,407,464	
Cosumnes	11,988,190	239,764	12,613,766	252,276	12,916,155	258,323	9,417,891	186,262	6,661,389	133,228	6,528,161	131,245	6,528,161	131,245	6,528,161	131,245	6,528,161	
Costa	901,957	18,039	506,702	10,174	941,645	18,833	497,584	9,953	532,950	10,659	701,028	14,021	701,028	14,021	5,150,062	109,001	5,259,063	
Contra Costa	10,553,674	211,073	11,413,000	228,260	10,617,312	212,348	7,857,883	163,158	5,611,054	112,221	5,500,833	109,001	5,500,833	109,001	5,150,062	109,001	5,259,063	
Copper Mountain	339,364	6,787	421,892	9,438	347,589	6,952	283,186	5,664	225,565	4,513	236,889	4,738	236,889	4,738	236,889	4,738	236,889	
Copper Mountain	2,269,664	45,395	2,335,568	46,711	2,212,948	44,259	1,564,238	31,285	1,003,909	20,078	976,160	19,524	976,160	19,524	3,173,160	63,463	3,236,623	
Desert	6,422,576	128,452	7,048,047	140,961	6,747,268	134,945	5,112,882	102,256	3,687,741	73,955	3,613,786	4,485	3,613,786	4,485	3,173,160	63,463	3,236,623	
El Camino	464,401	9,288	603,281	12,088	474,052	9,481	335,567	6,711	285,347	5,707	224,261	4,485	224,261	4,485	224,261	4,485	224,261	
Feather River	10,953,886	219,078	12,494,380	249,888	12,543,201	250,884	9,588,674	191,777	6,192,332	123,847	6,338,049	126,761	6,338,049	126,761	6,338,049	126,761	6,338,049	
Foothill-DeAnza	1,233,910	24,678	1,275,642	25,513	1,267,212	25,344	882,263	17,845	612,345	12,247	587,624	11,750	587,624	11,750	1,883,577	37,872	1,905,449	
Gavilan	3,363,638	67,273	3,689,318	73,786	3,291,534	65,951	2,281,534	45,633	1,883,458	37,689	1,845,769	19,584	1,845,769	19,584	3,464,059	69,281	3,533,340	
Glendale	6,223,903	124,478	7,829,525	156,591	6,769,355	135,387	5,370,393	107,408	3,520,078	70,402	3,450,676	19,584	3,450,676	19,584	3,464,059	69,281	3,533,340	
Grossmont-Cuyamaca	1,825,203	36,504	1,893,809	37,876	2,067,728	41,355	1,614,710	32,294	1,229,908	24,598	1,205,310	11,525	1,205,310	11,525	2,273,545	45,471	2,319,016	
Hennepin	1,181,110	23,622	1,322,850	26,457	1,111,617	22,232	898,784	17,976	607,053	12,141	576,265	11,525	576,265	11,525	2,273,545	45,471	2,319,016	
Imperial	4,696,432	93,929	4,985,622	89,312	4,888,376	97,788	3,322,101	66,442	2,153,629	43,073	2,110,556	45,471	2,110,556	45,471	2,273,545	45,471	2,319,016	
Kern	664,027	13,261	735,522	14,710	744,713	14,894	550,939	11,019	417,539	8,351	400,661	8,013	400,661	8,013	400,661	8,013	400,661	
Los Angeles	315,422	6,308	459,774	9,195	425,957	12,459	437,479	8,750	350,405	7,008	359,976	7,200	359,976	7,200	359,976	7,200	359,976	
Los Angeles	3,607,167	70,143	3,834,439	76,689	4,250,357	95,007	3,554,498	71,090	2,555,446	51,109	2,424,379	48,408	2,424,379	48,408	2,424,379	48,408	2,424,379	
Los Angeles	19,172,728	383,455	20,311,354	406,237	18,634,289	372,686	15,406,703	308,134	10,563,956	211,279	10,352,677	148,533	10,352,677	148,533	10,352,677	148,533	10,352,677	
Los Rios	13,816,569	276,331	14,966,580	299,332	15,272,992	305,460	11,254,427	225,069	7,353,403	147,068	7,205,194	20,980	7,205,194	20,980	7,426,638	148,533	7,575,171	
Main	1,557,451	31,149	1,698,573	33,971	1,887,608	37,752	1,422,950	28,459	917,493	18,350	1,048,994	20,980	1,048,994	20,980	1,048,994	20,980	1,048,994	
Mendocino-Lake	607,886	12,157	703,115	14,062	684,994	13,700	483,347	9,867	335,552	6,711	321,399	6,428	321,399	6,428	321,399	6,428	321,399	
Mendocino-Lake	1,764,301	35,286	1,702,205	34,044	1,997,841	39,957	1,461,038	29,221	949,815	18,996	736,274	14,725	736,274	14,725	736,274	14,725	736,274	
Miracosta	4,435,014	88,700	4,823,511	96,470	4,516,819	90,336	3,142,226	62,845	1,563,258	31,665	1,574,101	31,482	1,574,101	31,482	1,574,101	31,482	1,574,101	
Monterey Peninsula	1,841,020	36,820	1,932,653	38,653	1,990,145	39,803	1,393,375	27,868	948,395	18,968	1,053,196	21,064	1,053,196	21,064	1,053,196	21,064	1,053,196	
Mt. San Antonio	7,588,249	151,765	7,668,296	153,168	7,310,470	148,209	5,387,872	107,757	4,127,306	82,546	4,379,714	87,594	4,379,714	87,594	4,379,714	87,594	4,379,714	
Mt. San Antonio	3,245,006	64,900	3,236,129	64,723	3,061,003	61,220	2,018,155	40,363	1,333,074	26,661	1,232,111	24,642	1,232,111	24,642	1,232,111	24,642	1,232,111	
Napa Valley	1,610,143	32,203	1,683,328	33,867	1,836,495	36,730	1,364,106	27,262	950,289	19,006	891,622	17,832	891,622	17,832	891,622	17,832	891,622	
Napa Valley	9,844,906	196,898	10,573,211	211,464	10,416,052	206,301	7,313,752	146,275	5,190,331	103,807	5,068,153	101,363	5,068,153	101,363	5,068,153	101,363	5,068,153	
North Orange County	2,826,710	56,534	3,010,362	60,207	2,931,383	58,628	2,190,817	43,816	1,505,221	30,104	1,561,436	31,229	1,561,436	31,229	1,561,436	31,229	1,561,436	
Orange County	2,826,710	56,534	3,010,362	60,207	2,931,383	58,628	2,190,817	43,816	1,505,221	30,104	1,561,436	31,229	1,561,436	31,229	1,561,436	31,229	1,561,436	
Palo Verde	291,604	5,832	325,649	6,513	384,878	7,598	275,939	5,519	360,318	7,606	187,336	3,747	187,336	3,747	187,336	3,747	187,336	

District	2006-07		2005-06		2004-05		2003-04		2002-03		2001-02	
	Total Fees	2% Offset	Total Fees	2% Offset	Total Fees	2% Offset	Total Fees	2% Offset	Total Fees	2% Offset	Total Fees	2% Offset
Palomar	7,033,958	140,679	7,943,132	159,863	7,839,277	156,726	5,810,277	112,206	3,541,584	70,832	3,353,514	67,070
Pasadena Area	6,864,352	137,287	7,342,658	148,853	7,128,383	142,568	5,057,559	101,351	3,655,887	73,118	3,761,787	75,236
Perris	4,799,495	95,980	4,774,609	95,492	4,752,717	95,054	3,754,404	75,088	2,742,576	54,882	2,634,582	52,691
Rancho Santiago	6,051,766	121,236	6,601,086	132,022	6,482,146	128,643	4,456,359	89,167	3,059,763	61,185	2,995,072	59,901
Redwoods	915,818	18,316	1,135,315	22,708	1,213,524	24,270	966,607	19,332	682,623	13,652	760,985	15,220
Rio Honda	3,119,298	62,386	3,413,918	68,277	3,327,850	66,557	2,419,946	48,399	1,845,311	32,906	1,559,732	31,195
Riverdale	7,814,802	156,298	8,537,185	170,744	8,243,922	164,862	6,084,828	121,997	3,968,232	79,365	3,806,464	76,129
San Bernardino	3,738,733	74,775	3,918,979	78,380	3,825,919	76,518	2,631,314	52,626	1,820,800	38,418	1,861,487	37,230
San Diego	9,499,039	189,981	11,891,910	237,838	10,720,321	214,406	7,178,925	143,578	5,296,354	105,927	4,956,673	99,133
San Francisco	7,404,086	148,082	8,168,381	163,388	8,087,261	161,745	6,036,111	120,722	4,224,327	84,487	4,077,487	81,550
San Joaquin Delta	4,352,322	87,046	4,766,025	95,321	4,137,889	82,758	3,170,108	63,402	2,088,285	41,866	2,125,583	42,512
San Luis Obispo	3,575,925	71,519	3,758,000	75,160	3,862,000	77,240	2,236,284	44,726	1,848,292	38,966	2,177,364	43,547
San Mateo	3,371,923	67,438	3,826,428	76,529	3,508,432	70,169	2,500,556	50,011	1,603,591	32,072	1,563,682	31,274
Santa Barbara	4,826,708	92,534	4,855,847	97,117	4,451,705	89,034	3,188,605	63,972	2,157,597	43,153	2,081,518	41,630
Santa Clara	5,837,870	116,757	6,603,751	132,075	6,677,333	133,547	5,008,017	100,160	3,540,745	70,815	3,351,792	67,036
Santa Monica	8,587,070	171,741	9,959,458	193,897	9,569,177	191,384	6,410,305	128,206	4,729,702	94,594	4,774,181	95,484
Sequoias	1,874,264	39,485	2,118,851	42,377	2,182,647	43,653	1,593,120	31,862	1,148,883	22,978	1,065,906	21,318
Shasta-Tehama-Trinity	2,025,224	40,504	2,057,783	41,356	2,178,640	43,573	1,649,271	32,985	1,148,883	22,978	1,065,970	21,319
Sierra	5,466,758	109,335	5,432,524	108,650	5,347,168	106,943	3,456,822	69,136	2,606,222	52,124	2,033,709	40,674
Slackyou	459,805	9,196	518,692	10,374	358,797	7,196	554,286	11,086	334,858	6,697	294,959	5,899
Solano	3,297,849	65,957	3,176,300	63,526	3,122,716	62,456	2,166,967	43,339	1,486,060	29,771	1,407,470	28,149
Sonoma	6,836,873	136,737	7,131,615	142,632	6,918,623	138,392	5,136,413	102,728	3,450,311	69,006	3,401,215	68,024
South Orange County	9,751,167	185,023	10,378,553	207,591	10,040,384	200,808	7,163,844	143,677	4,856,229	97,125	4,539,878	90,798
Southwestern	4,273,391	85,468	4,682,028	93,941	4,584,437	91,289	3,480,338	69,607	2,288,674	45,773	2,237,073	44,741
State Center	5,589,105	111,982	6,832,114	116,642	5,759,625	115,183	3,710,028	74,201	2,718,589	54,372	2,599,635	51,993
Ventura	9,630,028	182,601	9,985,917	199,718	10,585,634	211,713	7,480,034	149,501	5,215,443	104,309	4,921,340	98,427
Victor Valley	1,648,457	32,969	2,906,242	58,125	2,255,185	45,104	1,585,086	31,702	1,043,391	20,868	1,081,694	21,634
West Hills	1,028,122	20,562	1,025,070	20,501	871,919	18,436	587,699	11,764	457,682	9,154	508,903	10,178
West Kern	520,072	10,401	575,566	11,511	482,627	9,853	336,911	6,738	189,273	3,985	152,229	3,045
West Valley-Mission	5,133,226	102,665	5,618,113	112,362	5,838,996	116,780	3,982,824	67,666	3,120,514	62,410	2,900,766	58,016
Yosemite	4,808,152	96,163	5,327,105	106,542	5,150,953	103,019	3,981,146	79,623	2,640,256	52,805	2,386,953	47,739
Yuba	1,598,114	31,822	1,812,232	36,245	1,589,984	31,782	1,176,041	23,621	811,282	16,226	864,050	17,281
System Totals	\$323,893,581	\$8,477,868	\$351,124,575	\$7,022,493	\$341,519,503	\$6,830,393	\$248,509,619	\$4,970,194	\$172,681,821	\$3,453,639	\$167,403,412	\$3,348,067

Note: Enrollment Fees are collected and accounted for in accordance with Education Code sections 76300 and 76140(a).

STATE CONTROLLER'S OFFICE
 DAR - LOCAL REIMBURSEMENT SECTION
 ROLLMENT FEE COLLECTION, PROGRAM NUMBER 267
 LIST OF CLAIM AMOUNTS AND CLAIM COUNTS FILED
 FOR FISCAL YEARS 1998/1999 THROUGH 2006/2007
 AS OF AUGUST 15, 2007

FISCAL YEAR	CLAIMANT ID	CLAIMANT	PAYEE NAME	TYPE	CLAIM AMOUNT	CLAIMED 2% OFFSET	CLAIMED WAIVER OFFSET	A + B TOTAL OFFSET	CHANCELLORS 2% OFFSET	A - D 2% CLAIMED DIFFERENCE
1998/1999	267	CC07030	CONTRA COSTA COMM COLL DIST	A	923,233	244,004	38,430	282,434	0	244,004
1998/1999	267	CC08040	LAKE TAHOE COMM COLL DIST	A	40,583	8,843	0	8,843	0	8,843
1998/1999	267	CC10225	STATE CENTER COMM COLL DIST	A	258,986	67,247	0	67,247	0	67,247
1998/1999	267	CC12145	REDWOODS COMM COLL DIST	A	12,646	16,052	0	16,052	0	16,052
1998/1999	267	CC15095	KERN COMM COLL DIST	A	166,390	38,351	0	38,351	0	38,351
1998/1999	267	CC16255	WEST KERN COMM COLL DIST	A	22,185	2,510	0	2,510	0	2,510
1998/1999	267	CC18080	CERRITOS COMM COLL DIST	A	447,289	36,202	0	36,202	0	36,202
1998/1999	267	CC18090	CITRUS COMM COLL DIST	A	296,515	16,807	0	16,807	0	16,807
1998/1999	267	CC18140	EL CAMINO COMM COLL DIST	A	368,559	36,167	0	36,167	0	36,167
1998/1999	267	CC19170	GLENDALE COMM COLL DIST	A	58,655	25,919	0	25,919	0	25,919
1998/1999	267	CC19250	LONG BEACH COMM COLL DIST	A	184,422	46,940	0	46,940	0	46,940
1998/1999	267	CC19335	PASADENA AREA COMM COLL DIST	A	115,939	38,204	0	38,204	0	38,204
1998/1999	267	CC19385	SANTA MONICA COMM COLL DIST	A	988,570	34,240	0	34,240	0	34,240
1998/1999	267	CC30105	NORTH ORANGE CO COMM COLL DIST	A	786,211	42,803	0	42,803	0	42,803
1998/1999	267	CC31090	SIERRA JOINT COMM COLL DIST	A	213,969	14,761	0	14,761	0	14,761
1998/1999	267	CC33075	MT SAN JACINTO COMM COLL DIST	A	108,722	10,215	0	10,215	0	10,215
1998/1999	267	CC38995	PALO VERDE COMM COLL DIST	A	373,594	7,624	0	7,624	0	7,624
1998/1999	267	CC34050	LOS RIOS COMM COLL DIST	A	779,016	63,923	0	63,923	0	63,923
1998/1999	267	CC36150	SAN BERNARDINO COMM COLL DIST	A	782,967	32,576	0	32,576	0	32,576
1998/1999	267	CC36175	VICTOR VALLEY COMM COLL DIST	A	214,885	16,466	0	16,466	0	16,466
1998/1999	267	CC37190	MIRACOSTA COMM COLL DIST	A	491,057	22,903	0	22,903	0	22,903
1998/1999	267	CC37170	PALOMAR COMMUNITY COLLEGE DIST	A	321,701	84,598	22,321	106,919	0	84,598
1998/1999	267	CC40055	SAN LUIS OBISPO CO COMM COLL	A	403,267	13,545	0	13,545	0	13,545
1998/1999	267	CC41100	SAN MATEO CO COMM COLL DIST	A	605,729	144,946	22,371	167,317	0	144,946
1998/1999	267	CC42005	ALLAN HANCOCK JOINT COMM COLL	A	58,704	16,375	0	16,375	0	16,375
1998/1999	267	CC43045	FOOTHILL-DEANZA COMM COLL DIST	A	977,145	53,581	0	53,581	0	53,581
1998/1999	267	CC43060	GAVILAN JOINT COMM COLL DIST	A	285,040	5,803	0	5,803	0	5,803
1998/1999	267	CC43180	WEST VALLEY MISSION COMM COLL	A	1,007,783	23,423	0	23,423	0	23,423
1998/1999	267	CC48020	SOLANO CO COMM COLL DIST	A	11,824	21,173	0	21,173	0	21,173
1998/1999	267	CC50150	YOSEMITE COMM COLL DIST	A	162,404	26,113	0	26,113	0	26,113
1998/1999	267	CC564035	COLLEGE OF THE SEQUOIAS	A	51,883	24,589	23,479	48,068	0	24,589
1998/1999	267	CC56105	VENTURA CO COMM COLL DIST	A	132,165	97,751	0	97,751	0	97,751
1998/1999	267	CC18260	LOS ANGELES COMM COLL DIST	A	891,030	203,829	0	203,829	0	203,829
1998/1999 Total					12,060,951	1,635,283	105,501	1,641,884	0	1,635,283
1999/2000	267	CC07030	CONTRA COSTA COMM COLL DIST	A	1,039,484	36,233	122,142	167,375	0	36,233
1999/2000	267	CC08040	LAKE TAHOE COMM COLL DIST	A	41,319	7,690	0	7,690	0	7,690
1999/2000	267	CC10225	STATE CENTER COMM COLL DIST	A	334,165	63,220	181,175	244,395	0	63,220
1999/2000	267	CC12145	REDWOODS COMM COLL DIST	A	29,922	14,918	23,150	38,068	0	14,918
1999/2000	267	CC15095	KERN COMM COLL DIST	A	312,405	37,840	157,654	185,294	0	37,840

STATE CONTROLLERS OFFICE
 DAR - LOCAL REIMBURSEMENT SECTION
 ENROLLMENT FEE COLLECTION, PROGRAM NUMBER 267
 LIST OF CLAIM AMOUNTS AND CLAIM COUNTS FILED
 FOR FISCAL YEARS 1999/1999 THROUGH 2006/2007
 AS OF AUGUST 15, 2007

FISCAL YEAR	PROGRAM	CLAIMANT ID	PAYEE NAME	TYPE	CLAIM AMOUNT	CLAIMED		CHANCELLORS		A-D
						CLAIMED 2%	WAIVER OFFSET	TOTAL OFFSET	2% OFFSET	
9992000	267	CC18255	WEST KERN COMM COLL DIST	A	58,033	2,183	12,349	14,532	0	2,183
9992000	267	CC18080	CERRITOS COMM COLL DIST	A	543,511	35,648	113,901	149,449	0	35,648
9992000	267	CC18080	CITRUS COMM COLL DIST	A	369,758	11,107	44,164	55,271	0	11,107
9992000	267	CC18140	EL CAMINO COMM COLL DIST	A	593,877	34,629	113,869	149,498	0	34,629
9992000	267	CC18170	GLENDALE COMM COLL DIST	A	75,108	22,888	47,544	70,432	0	22,888
9992000	267	CC18250	LONG BEACH COMM COLL DIST	A	222,657	43,233	14,478	57,711	0	43,233
9992000	267	CC18335	PASADENA AREA COMM COLL DIST	A	161,818	35,877	38,121	74,998	0	35,877
9992000	267	CC18385	SANTA MONICA COMM COLL DIST	A	1,374,833	37,495	126,883	164,376	0	37,495
9992000	267	CC30185	NORTH ORANGE CO COMM COLL DIST	A	809,655	42,290	122,876	165,165	0	42,290
9992000	267	CC30185	RANCHO SANTA ANA COMM COLL DIST	A	6,662	0	0	0	0	0
9992000	267	CC31080	SIERRA JOINT COMM COLL DIST	A	231,745	15,639	34,856	50,495	0	15,639
9992000	267	CC33075	MT SAN JACINTO COMM COLL DIST	A	301,533	10,338	55,484	65,802	0	10,338
9992000	267	CC34055	PAULO VERDE COMM COLL DIST	A	536,782	17,216	0	17,216	0	17,216
9992000	267	CC36150	LOS RIOS COMM COLL DIST	A	824,949	75,176	234,309	309,485	0	75,176
9992000	267	CC36150	SAN BERNARDINO COMM COLL DIST	A	863,283	32,976	25,465	58,340	0	32,976
9992000	267	CC36178	VICTOR VALLEY COMM COLL DIST	A	248,424	16,623	32,654	49,177	0	16,623
9992000	267	CC37080	GROSSMOUNT-CUYAMACA COMM COLL	A	98,823	141,833	0	141,833	0	141,833
9992000	267	CC37130	MIRACOSTA COMM COLL DIST	A	50,823	23,763	0	23,763	0	23,763
9992000	267	CC37140	PALOMAR COMMUNITY COLLEGE DIST	A	373,619	20,131	17,511	37,642	0	20,131
9992000	267	CC46055	SAN LUIS OBISPO CO COMM COLL	A	460,427	78,784	0	78,784	0	78,784
9992000	267	CC41100	SAN MATEO CO COMM COLL DIST	A	721,485	18,962	73,689	92,651	0	18,962
9992000	267	CC42005	ALLAN HANCOCK JOINT COMM COLL	A	72,774	16,888	14,083	30,922	0	16,888
9992000	267	CC43045	FOOTHILL-DEANZA COMM COLL DIST	A	1,103,572	45,682	68,489	104,167	0	45,682
9992000	267	CC43060	GAVILAN JOINT COMM COLL DIST	A	319,563	5,448	11,361	16,809	0	5,448
9992000	267	CC43180	WEST VALLEY MISSION COMM COLL	A	1,271,583	20,329	75,345	95,674	0	20,329
9992000	267	CC48020	SOLANO CO COMM COLL DIST	A	66,400	38,428	0	38,428	0	38,428
9992000	267	CC50150	YOSEMITE COMM COLL DIST	A	193,400	24,559	0	24,559	0	24,559
9992000	267	CC54035	COLLEGE OF THE SEQUOIAS	A	95,888	23,579	63,865	88,425	0	23,579
9992000	267	CC58106	VENTURA CO COMM COLL DIST	A	163,818	232,290	0	232,290	0	232,290
9992000	267	CC18290	LOS ANGELES COMM COLL DIST	A	2,132,309	186,041	0	186,041	0	186,041
9992000	Total				16,334,148	1,479,428	1,971,073	3,390,439	0	1,479,428
2002001	267	CC07030	CONTRA COSTA COMM COLL DIST	A	1,104,033	33,229	128,380	161,609	0	33,229
2002001	267	CC08040	LAKE TAHOE COMM COLL DIST	A	48,626	6,054	0	6,054	0	6,054
2002001	267	CC10225	STATE CENTER COMM COLL DIST	A	398,148	65,746	235,210	301,956	0	65,746
2002001	267	CC12145	REWOODS COMM COLL DIST	A	15,587	15,587	23,013	38,600	0	15,587
2002001	267	CC15085	KERN COMM COLL DIST	A	295,945	43,809	180,364	224,173	0	43,809
2002001	267	CC16265	WEST KERN COMM COLL DIST	A	64,161	2,241	14,458	16,699	0	2,241
2002001	267	CC18080	CERRITOS COMM COLL DIST	A	620,263	37,121	114,133	151,254	0	37,121
2002001	267	CC18090	CITRUS COMM COLL DIST	A	393,117	15,182	47,542	62,724	0	15,182

STATE CONTROLLER'S OFFICE
 DAR - LOCAL REIMBURSEMENT SECTION
 ENROLLMENT FEE COLLECTION, PROGRAM NUMBER 267
 LIST OF CLAIM AMOUNTS AND CLAIM COUNTS FILED
 FOR FISCAL YEARS 1998/1999 THROUGH 2006/2007
 AS OF AUGUST 15, 2007

FISCAL YEAR	CLAIMANT ID	PAYEE NAME	TYPE	CLAIM AMOUNT	CLAIMED 2% OFFSET	CLAIMED WAIVER OFFSET	A + B TOTAL OFFSET	CHANCELLORS 2% OFFSET	A - D 2% CLAIMED DIFFERENCE
2000/2001	267	CC18140	A	881,172	30,077	85,371	115,448	0	30,077
2000/2001	267	CC18170	A	89,860	22,776	54,036	76,814	0	22,776
2000/2001	267	CC18250	A	231,928	64,419	16,811	71,230	0	64,419
2000/2001	267	CC18305	A	111,526	34,719	0	34,719	0	34,719
2000/2001	267	CC18335	A	140,644	41,659	45,812	87,471	0	41,659
2000/2001	267	CC18386	A	1,378,257	33,261	154,060	187,321	0	33,261
2000/2001	267	CC24075	A	57,768	19,338	0	19,338	0	19,338
2000/2001	267	CC30035	A	171,592	48,150	0	48,150	0	48,150
2000/2001	267	CC30105	A	1,075,498	45,177	162,767	197,934	0	45,177
2000/2001	267	CC30125	A	6,770	0	0	0	0	0
2000/2001	267	CC30190	A	244,008	16,230	41,903	58,133	0	16,230
2000/2001	267	CC31090	A	232,012	12,267	70,068	82,336	0	12,267
2000/2001	267	CC33075	A	540,519	17,816	0	17,816	0	17,816
2000/2001	267	CC33086	A	1,919,289	76,965	245,427	322,392	0	76,965
2000/2001	267	CC34050	A	983,761	36,790	31,205	67,995	0	36,790
2000/2001	267	CC36175	A	285,716	18,606	38,580	57,186	0	18,606
2000/2001	267	CC37080	A	116,461	160,227	0	160,227	0	160,227
2000/2001	267	CC37130	A	68,021	24,541	0	24,541	0	24,541
2000/2001	267	CC37140	A	537,109	13,641	38,326	52,167	0	13,641
2000/2001	267	CC40055	A	450,741	78,764	0	78,764	0	78,764
2000/2001	267	CC41100	A	782,778	18,024	89,402	107,426	0	18,024
2000/2001	267	CC42005	A	79,403	18,364	12,238	30,602	0	18,364
2000/2001	267	CC42105	A	4,751	0	0	0	0	0
2000/2001	267	CC43045	A	1,172,241	27,062	67,685	94,747	0	27,062
2000/2001	267	CC43060	A	432,543	5,184	12,001	17,185	0	5,184
2000/2001	267	CC43180	A	1,281,874	19,532	71,237	90,769	0	19,532
2000/2001	267	CC48020	A	66,744	37,592	0	37,592	0	37,592
2000/2001	267	CC50150	A	207,524	26,474	70,611	97,085	0	26,474
2000/2001	267	CC54035	A	103,755	23,928	77,672	101,600	0	23,928
2000/2001	267	CC56105	A	246,484	239,433	0	239,433	0	239,433
2000/2001	267	CC18280	A	2,611,116	200,304	2,116,306	2,00,304	0	200,304
2000/2001	Total			18,344,342	1,621,487	2,116,306	3,738,793	0	1,621,487
2001/2002	267	CC07030	A	1,237,918	378,643	256,988	635,631	103,001	275,642
2001/2002	267	CC09040	A	54,878	6,376	0	6,376	8,013	(1,637)
2001/2002	267	CC10225	A	482,825	62,208	293,364	355,570	51,993	10,213
2001/2002	267	CC12145	A	50,212	13,083	32,802	45,885	15,220	(2,137)
2001/2002	267	CC15085	A	386,203	36,360	242,015	278,375	45,471	(9,111)
2001/2002	267	CC15265	A	67,789	2,662	15,933	18,295	3,045	(389)
2001/2002	267	CC18080	A	700,208	35,560	124,354	160,304	50,941	(14,991)

STATE CONTROLLER'S OFFICE
 DAR - LOCAL REIMBURSEMENT SECTION
 ENROLLMENT FEE COLLECTION, PROGRAM NUMBER 267
 LIST OF CLAIM AMOUNTS AND CLAIM COUNTS FILED
 FOR FISCAL YEARS 1999/1999 THROUGH 2006/2007
 AS OF AUGUST 15, 2007

FISCAL YEAR	CLAIMANT ID	PAYEE NAME	TYPE	CLAIM AMOUNT	CLAIMED		A+B		CHANGES		A-D	
					2%	OFFSET	CLAIMED	WAIVER OFFSET	TOTAL OFFSET	% OFFSET	2% CLAIMED	DIFFERENCE
0012002	267	CC19090	A	450,467	13,850	63,685	77,535	95,627	(21,777)			
0012002	267	CC19140	A	725,781	25,849	111,266	136,615	63,463	(39,114)			
0012002	267	CC18170	A	111,270	23,653	77,753	101,416	37,872	(14,209)			
0012002	267	CC18250	A	265,136	52,741	20,791	73,472	48,489	4,253			
0012002	267	CC18385	A	148,411	29,671	0	29,671	87,594	(57,923)			
0012002	267	CC18385	A	109,689	58,108	0	58,108	75,236	(17,130)			
0012002	267	CC18385	A	1,422,003	27,232	182,616	189,848	65,484	(66,282)			
0012002	267	CC24073	A	51,955	14,533	0	14,533	14,725	(192)			
0012002	267	CC24073	A	232,475	42,228	0	42,228	131,245	(89,017)			
0012002	267	CC30705	A	1,179,055	37,760	224,630	262,390	101,363	(63,613)			
0012002	267	CC30705	A	20,988	28,613	0	28,613	59,901	(31,288)			
0012002	267	CC31025	A	245,405	18,234	45,982	61,116	40,578	(25,444)			
0012002	267	CC31025	A	190,139	11,839	85,078	98,917	24,642	(12,803)			
0012002	267	CC32305	A	691,725	25,230	0	25,230	3,747	21,483			
0012002	267	CC34060	A	1,212,009	73,459	393,546	457,015	148,553	(76,004)			
0012002	267	CC34060	A	873,623	23,010	56,272	68,282	37,230	(14,220)			
0012002	267	CC34060	A	340,673	17,039	44,784	61,823	21,634	(4,885)			
0012002	267	CC37085	A	148,514	151,983	0	151,983	69,281	82,582			
0012002	267	CC37085	A	101,655	24,956	0	24,956	31,482	(8,526)			
0012002	267	CC37085	A	629,740	3,775	41,331	45,106	67,070	(63,295)			
0012002	267	CC37085	A	397,875	73,157	0	73,157	31,274	41,883			
0012002	267	CC41100	A	803,825	15,881	108,091	121,972	67,036	(51,165)			
0012002	267	CC41100	A	86,855	16,233	18,991	32,224	22,503	(6,270)			
0012002	267	CC41100	A	5,516	0	0	0	41,630	(41,630)			
0012002	267	CC42205	A	1,419,345	21,054	63,778	84,833	126,761	(105,707)			
0012002	267	CC42205	A	407,017	5,036	13,765	18,802	11,750	(6,714)			
0012002	267	CC42205	A	1,445,930	16,241	75,115	91,356	58,016	(41,775)			
0012002	267	CC43060	A	1,445,930	16,241	75,115	91,356	58,016	(41,775)			
0012002	267	CC43190	A	407,017	5,036	13,765	18,802	11,750	(6,714)			
0012002	267	CC48020	A	1,445,930	16,241	75,115	91,356	58,016	(41,775)			
0012002	267	CC48020	A	34,974	35,645	0	35,645	28,149	7,496			
0012002	267	CC50150	A	235,197	23,028	74,591	97,620	47,739	(24,710)			
0012002	267	CC54035	A	109,359	21,609	114,421	136,030	21,318	291			
0012002	267	CC56105	A	273,989	265,116	0	265,116	98,427	167,689			
0012002	267	CC18280	A	2,892,035	216,180	0	216,180	88,427	(883)			
0012002	267	CC18280	A	21,305,630	1,945,652	2,783,786	4,093,767	2,244,765	(299,203)			
0022003	267	CC20730	A	1,382,581	18,529	125,781	144,314	112,221	(83,689)			
0022003	267	CC20940	A	65,513	6,895	0	6,895	8,351	(1,666)			
0022003	267	CC10225	A	533,651	122,624	361,208	483,833	64,372	69,282			
0022003	267	CC12145	A	53,878	12,432	41,250	53,582	13,652	(1,220)			
0022003	267	CC15085	A	424,878	37,849	281,932	318,781	43,073	(5,224)			
0022003	267	CC18285	A	81,111	2,773	19,454	22,227	3,985	(1,212)			

STATE CONTROLLER'S OFFICE
 DAR - LOCAL REIMBURSEMENT SECTION
 ENROLLMENT FEE COLLECTION, PROGRAM NUMBER 267
 LIST OF CLAIM AMOUNTS AND CLAIM COUNTS FILED
 FOR FISCAL YEARS 1998/1999 THROUGH 2006/2007
 AS OF AUGUST 16, 2007

FISCAL YEAR	CLAIMANT ID	PAYEE NAME	TYPE	CLAIM AMOUNT	CLAIMED 2% OFFSET	CLAIMED WAIVER OFFSET	A + B TOTAL OFFSET	CHANCELLORS 2% OFFSET	A - D DIFFERENCE
20022003	267	CC18080	A	694,899	34,964	140,267	175,231	51,488	(16,524)
20022003	267	CC18090	A	480,587	14,292	75,407	89,699	36,258	(21,966)
20022003	267	CC18140	A	961,499	21,786	129,987	151,773	73,855	(62,169)
20022003	267	CC18170	A	112,980	40,144	133,284	173,428	37,669	2,475
20022003	267	CC19260	A	328,185	48,901	25,410	74,311	82,548	(2,208)
20022003	267	CC19305	A	174,085	31,113	0	31,113	73,118	(61,433)
20022003	267	CC19335	A	126,785	36,430	74,769	111,219	83,548	(36,668)
20022003	267	CC19385	A	1,366,402	29,094	159,366	188,459	94,594	(66,500)
20022003	267	CC24075	A	78,339	22,648	0	22,648	18,996	3,652
20022003	267	CC27045	A	11,468	0	0	0	24,598	(24,598)
20022003	267	CC30035	A	263,745	80,751	43,081	133,832	193,228	(42,477)
20022003	267	CC30105	A	1,085,331	61,633	239,124	300,757	103,807	(42,174)
20022003	267	CC30125	A	17,068	30,853	0	30,853	61,195	(30,642)
20022003	267	CC31090	A	256,981	14,747	50,349	65,096	52,124	(37,377)
20022003	267	CC33075	A	312,248	12,738	84,317	107,055	26,661	(13,923)
20022003	267	CC33695	A	866,149	33,486	0	33,486	7,606	25,880
20022003	267	CC34050	A	1,340,197	78,534	421,036	499,570	147,068	(68,534)
20022003	267	CC36160	A	329,260	23,942	40,348	64,190	36,418	(14,576)
20022003	267	CC36175	A	112,903	179,473	50,885	71,875	20,868	312
20022003	267	CC37080	A	125,152	0	0	0	70,402	(8,084)
20022003	267	CC37130	A	593,337	23,561	45,694	69,256	31,665	(96,966)
20022003	267	CC37140	A	380,932	78,256	0	78,256	32,072	47,224
20022003	267	CC41100	A	980,070	16,874	123,813	140,687	70,815	(53,941)
20022003	267	CC42005	A	84,574	15,896	14,889	30,785	26,972	(11,076)
20022003	267	CC42105	A	6,787	0	0	0	43,163	(43,163)
20022003	267	CC43045	A	1,606,442	19,975	58,409	108,384	123,847	(103,872)
20022003	267	CC43060	A	4,162,579	4,604	20,492	25,096	12,247	(7,643)
20022003	267	CC43180	A	1,442,056	13,453	90,113	103,566	62,410	(48,957)
20022003	267	CC48020	A	33,760	37,384	0	37,384	29,721	7,663
20022003	267	CC50150	A	250,940	24,001	82,314	106,315	52,805	(28,804)
20022003	267	CC54035	A	109,067	21,434	118,831	140,265	32,798	(11,364)
20022003	267	CC56105	A	330,808	284,048	0	284,048	104,309	179,739
20022003	267	CC18260	A	2,950,953	219,889	0	219,889	211,278	8,620
20022003 Total				21,772,941	1,801,614	3,050,866	4,852,380	2,346,287	(544,773)
20032004	267	CC07030	A	1,423,391	48,563	116,180	165,153	153,158	(104,195)
20032004	267	CC08040	A	59,170	9,433	0	9,433	11,019	(1,586)
20032004	267	CC10225	A	599,538	128,454	417,896	546,150	74,201	54,253
20032004	267	CC12145	A	40,357	22,668	44,611	67,278	19,332	3,336

STATE CONTROLLERS OFFICE
 DAR - LOCAL REIMBURSEMENT SECTION
 ENROLLMENT FEE COLLECTION, PROGRAM NUMBER 267
 LIST OF CLAIM AMOUNTS AND CLAIM COUNTS FILED
 FOR FISCAL YEARS 1998/1999 THROUGH 2006/2007
 AS OF AUGUST 15, 2007

FISCAL YEAR	CLAIMANT	PAYEE NAME	TYPE	CLAIM AMOUNT	CLAIMED 2% OFFSET		WAVER OFFSET	CLAIMED TOTAL OFFSET	A+B		CHANCELLORS 2% OFFSET	A-D 2% CLAIMED DIFFERENCE
					CLAIMED 2% OFFSET	WAVER OFFSET			CLAIMED TOTAL OFFSET	CHANCELLORS 2% OFFSET		
20032004	267	CC15085	KERN COMM COLL DIST	387,242	90,847	301,541	392,388	66,442	24,405			
20032004	267	CC15255	WEST KERN COMM COLL DIST	65,520	5,271	25,430	30,701	6,738	(1,467)			
20032004	267	CC19080	CERRITOS COMM COLL DIST	780,577	69,659	93,608	163,267	76,364	(6,705)			
20032004	267	CC19080	CITRUS COMM COLL DIST	403,523	25,251	73,447	98,698	52,382	(27,111)			
20032004	267	CC19140	EL CAMINO COMM COLL DIST	791,473	41,730	149,122	190,872	102,258	(60,508)			
20032004	267	CC19170	GLENDALE COMM COLL DIST	94,658	54,701	97,403	152,104	45,833	8,868			
20032004	267	CC19250	LONG BEACH COMM COLL DIST	295,278	95,125	22,573	117,698	71,090	24,035			
20032004	267	CC19385	MT SAN ANTONIO COMM COLL DIST	155,267	60,899	0	60,899	107,757	(46,858)			
20032004	267	CC19385	PASADENA AREA COMM COLL DIST	101,938	101,938	184,318	286,256	101,351	587			
20032004	267	CC19386	SANTA MONICA COMM COLL DIST	1,189,375	54,837	178,205	233,042	128,206	(73,369)			
20032004	267	CC24075	MERCED COMM COLL DIST	72,234	32,967	0	32,967	29,221	3,746			
20032004	267	CC27045	HARTNELL COMM COLL DIST	28,785	0	0	0	32,294	(32,294)			
20032004	267	CC30105	COAST COMM COLL DIST	203,861	86,875	0	86,875	188,252	(101,387)			
20032004	267	CC30105	NORTH ORANGE CO COMM COLL DIST	1,070,898	66,553	266,303	332,856	146,275	(78,722)			
20032004	267	CC31080	SIERRA JOINT COMM COLL DIST	245,127	29,878	59,130	89,008	69,136	(39,258)			
20032004	267	CC33075	MT SAN JACINTO COMM COLL DIST	246,259	22,651	105,341	128,002	40,963	(17,702)			
20032004	267	CC39095	PALO VERDE COMM COLL DIST	863,322	43,830	0	43,830	5,519	38,411			
20032004	267	CC34050	LOS RIOS COMM COLL DIST	1,274,847	158,465	606,376	763,841	225,089	(88,624)			
20032004	267	CC36150	SAN BERNARDINO COMM COLL DIST	739,823	54,434	40,149	94,583	52,626	1,808			
20032004	267	CC36175	VICTOR VALLEY COMM COLL DIST	284,792	35,427	50,619	86,046	31,702	3,725			
20032004	267	CC37130	MIRACOSTA COMM COLL DIST	113,632	47,614	0	47,614	62,485	(14,871)			
20032004	267	CC37140	PALOMAR COMMUNITY COLLEGE DIST	608,885	86,361	66,969	94,047	112,208	(85,129)			
20032004	267	CC40055	SAN LUIS OBISPO CO COMM COLL	299,160	35,734	0	35,734	50,011	38,350			
20032004	267	CC41100	SAN MATEO CO COMM COLL DIST	873,989	29,406	180,971	216,705	100,160	(84,425)			
20032004	267	CC42005	ALLAN HAMMOCK JOINT COMM COLL	88,758	7,888	16,284	45,690	48,561	(19,155)			
20032004	267	CC42105	FOOTHILL-DEANZA COMM COLL DIST	1,608,424	37,237	0	37,237	63,972	(69,972)			
20032004	267	CC43045	SANTA BARBARA COMM COLL DIST	412,966	13,194	21,318	34,512	17,845	(154,540)			
20032004	267	CC43180	WEST VALLEY MISSION COMM COLL	1,276,922	25,328	93,198	118,626	67,856	(42,522)			
20032004	267	CC48020	SOLANO CO COMM COLL DIST	42,099	37,899	0	37,899	43,339	(6,340)			
20032004	267	CC50180	YOSEMITE COMM COLL DIST	220,887	46,826	131,710	178,536	79,623	(32,997)			
20032004	267	CC54035	COLLEGE OF THE SEQUOIAS	90,441	41,540	150,680	192,220	31,862	9,678			
20032004	267	CC56105	VENTURA CO COMM COLL DIST	315,249	332,444	0	332,444	149,601	(82,843)			
20032004	267	CC19280	LOS ANGELES COMM COLL DIST	2,695,093	299,953	0	299,953	308,134	(8,181)			
20032004	267	CC19280	LOS ANGELES COMM COLL DIST	19,981,734	2,461,500	3,605,090	6,066,590	3,163,830	(762,339)			
20042005	267	CC07030	CONTRA COSTA COMM COLL DIST	1,226,106	48,713	228,926	277,639	212,346	(163,633)			
20042005	267	CC08040	LAKE TAHOE COMM COLL DIST	12,898	0	0	12,912	14,894	(1,982)			
20042005	267	CC10225	STATE CENTER COMM COLL DIST	612,977	209,931	495,651	705,582	115,183	94,738			
20042005	267	CC12145	REDWOODS COMM COLL DIST	22,730	37,808	35,885	73,693	24,270	13,638			

STATE CONTROLLER'S OFFICE
 DAR - LOCAL REIMBURSEMENT SECTION
 ENROLLMENT FEE COLLECTION, PROGRAM NUMBER 267
 LIST OF CLAIM AMOUNTS AND CLAIM COUNTS FILED
 FOR FISCAL YEARS 1998/1999 THROUGH 2006/2007
 AS OF AUGUST 15, 2007

FISCAL YEAR	CLAIMANT ID	PAYEE NAME	TYPE	CLAIM AMOUNT	CLAIMED 2% OFFSET	CLAIMED WAIVER	TOTAL OFFSET	CHANCELLORS 2% OFFSET	A-D DIFFERENCE
20042005	267	CC18085	KERN COMM COLL DIST	357,803	139,386	311,083	450,469	97,768	41,518
20042005	267	CC16265	WEST KERN COMM COLL DIST	70,206	11,448	31,389	42,637	8,853	1,595
20042005	267	CC19080	CERRITOS COMM COLL DIST	497,436	109,137	177,977	297,114	96,726	12,411
20042005	267	CC18080	CITRUS COMM COLL DIST	462,325	47,161	91,485	136,636	74,957	(27,816)
20042005	267	CC19140	EL CAMINO COMM COLL DIST	744,120	53,586	173,818	227,504	134,945	(81,359)
20042005	267	CC19170	LONG BEACH COMM COLL DIST	48,353	84,704	104,694	188,388	85,951	18,753
20042005	267	CC18250	MT SAN ANTONIO COMM COLL DIST	152,403	107,461	20,388	172,791	85,007	57,396
20042005	267	CC18305	PASADENA AREA COMM COLL DIST	70,865	136,323	201,645	337,988	142,568	(36,748)
20042005	267	CC19385	SANTA MONICA COMM COLL DIST	1,214,632	74,711	249,227	323,938	191,384	(116,673)
20042005	267	CC27045	MERCED COMM COLL DIST	73,538	51,932	0	61,932	39,957	11,975
20042005	267	CC27045	HARTWELL COMM COLL DIST	58,262	0	0	0	41,355	(41,355)
20042005	267	CC30035	COAST COMM COLL DIST	240,416	139,539	0	139,539	258,323	(118,684)
20042005	267	CC30105	NORTH ORANGE CO COMM COLL DIST	971,678	115,846	334,447	450,292	208,301	(92,459)
20042005	267	CC31090	SIERRA JOINT COMM COLL DIST	238,163	55,748	70,609	126,357	105,943	(51,195)
20042005	267	CC33075	MIT SAN JACINTO COMM COLL DIST	165,938	48,536	148,557	189,103	61,220	(12,694)
20042005	267	CC33095	PALO VERDE COMM COLL DIST	947,658	36,537	0	36,537	7,598	28,839
20042005	267	CC34050	LOS RIOS COMM COLL DIST	1,095,641	334,101	570,422	904,523	305,450	28,641
20042005	267	CC36150	SAN BERNARDINO COMM COLL DIST	768,458	107,079	48,497	153,576	76,518	30,591
20042005	267	CC36175	VICTOR VALLEY COMM COLL DIST	288,300	73,623	52,888	126,511	45,104	28,719
20042005	267	CC37130	MIRACOSTA COMM COLL DIST	122,655	65,558	0	65,558	90,336	(24,778)
20042005	267	CC41100	PALOMAR COMMUNITY COLLEGE DIST	648,022	38,296	83,780	132,076	156,726	(118,430)
20042005	267	CC40055	SAN LUIS OBISPO CO COMM COLL	460,688	105,151	0	105,151	70,169	34,982
20042005	267	CC41100	SAN MATEO CO COMM COLL DIST	1,008,747	75,866	216,397	292,263	133,547	(57,661)
20042005	267	CC42005	ALLAN HANCOCK JOINT COMM COLL	70,690	41,391	18,031	60,022	89,034	(89,034)
20042005	267	CC42105	SANTA BARBARA COMM COLL DIST	6,275	0	0	0	250,864	(166,359)
20042005	267	CC43045	FOOTHILL-DEANZA COMM COLL DIST	1,608,216	84,495	142,907	227,402	25,344	(5,606)
20042005	267	CC43060	GAVILAN JOINT COMM COLL DIST	427,505	19,536	16,457	35,993	116,780	(78,899)
20042005	267	CC43180	WEST VALLEY MISSION COMM COLL	1,251,324	37,881	117,774	155,655	62,456	(24,238)
20042005	267	CC48020	SOLANO CO COMM COLL DIST	50,739	38,218	0	38,218	103,019	(20,128)
20042005	267	CC50150	YOSEMITE COMM COLL DIST	193,836	82,861	122,788	205,669	43,653	20,897
20042005	267	CC54035	COLLEGE OF THE SEQUOIAS	141,886	172,550	0	237,200	211,713	188,919
20042005	267	CC56105	VENTURA CO COMM COLL DIST	250,244	400,632	0	400,632	372,668	25,081
20042005	267	CC18250	LOS ANGELES COMM COLL DIST	2,705,975	397,777	0	397,777	4,342,611	(700,895)
20042005	Total			19,627,817	3,841,756	4,238,642	7,880,398	4,342,611	
20052006	267	CC07030	CONTRA COSTA COMM COLL DIST	1,204,822	46,303	220,017	266,320	228,250	(181,957)
20052006	267	CC09040	LAKE TAHOE COMM COLL DIST	63,474	12,688	0	12,688	14,710	(2,122)
20052006	267	CC10225	STATE CENTER COMM COLL DIST	535,215	197,461	535,411	732,872	116,842	80,819
20052006	267	CC12145	REDWOODS COMM COLL DIST	27,607	35,839	45,260	81,199	22,706	13,233

STATE CONTROLLER'S OFFICE
 DAR - LOCAL REIMBURSEMENT SECTION
 ENROLLMENT FEE COLLECTION, PROGRAM NUMBER 267
 LIST OF CLAIM AMOUNTS AND CLAIM COURTS FILED
 FOR FISCAL YEARS 1998/1999 THROUGH 2006/2007
 AS OF AUGUST 16, 2007

FISCAL YEAR	CLAIMANT ID	PAYEE NAME	TYPE	CLAIM AMOUNT	CLAIMED		CLAIMED		A+B		CHANGELIORS		A-D	
					OFFSET	2% OFFSET	WAVER OFFSET	2% OFFSET	TOTAL OFFSET	2% OFFSET	DIFFERENCE			
0052006	267	CC15095	A	755,817	132,491	340,220	472,711	99,312	33,179					
0052006	267	CC19080	A	327,825	44,819	88,943	133,762	74,934	(30,115)					
0052006	267	CC19140	A	498,297	80,935	174,163	225,098	140,961	(90,026)					
0052006	267	CC19170	A	79,339	80,514	108,400	188,914	73,786	6,728					
0052006	267	CC19290	A	231,440	144,868	20,581	165,427	76,689	88,177					
0052006	267	CC19305	A	145,779	102,146	0	102,146	153,166	(51,020)					
0052006	267	CC19335	A	58,167	129,680	125,981	255,661	146,883	(17,273)					
0052006	267	CC19385	A	1,291,685	71,016	257,108	328,122	193,887	(122,881)					
0052006	267	CC24076	A	83,343	51,932	0	51,932	34,044	17,888					
0052006	267	CC30035	A	295,661	132,733	0	132,733	252,276	(118,643)					
0052006	267	CC30105	A	1,346,834	118,851	0	118,851	271,464	(92,613)					
0052006	267	CC31080	A	223,681	52,990	76,622	129,612	108,650	(55,660)					
0052006	267	CC33075	A	169,055	46,195	133,373	179,568	64,723	(18,588)					
0052006	267	CC33095	A	832,188	39,388	0	39,388	6,573	32,815					
0052006	267	CC34050	A	938,012	101,838	44,019	145,857	289,332	(299,332)					
0052006	267	CC36150	A	308,782	70,171	55,901	126,072	78,380	23,458					
0052006	267	CC36175	A	171,393	70,724	0	70,724	58,125	12,048					
0052006	267	CC37130	A	683,218	36,402	104,826	141,228	158,863	(122,461)					
0052006	267	CC40065	A	1,013,241	72,111	0	72,111	76,529	(76,529)					
0052006	267	CC42105	A	11,330	0	214,235	286,346	132,075	(99,954)					
0052006	267	CC43080	A	450,729	18,570	18,472	38,042	97,117	(87,117)					
0052006	267	CC44920	A	68,436	38,881	76,176	36,881	63,526	(26,645)					
0052006	267	CC50180	A	254,975	78,780	0	78,780	108,542	(27,762)					
0052006	267	CC54035	A	89,129	61,358	128,125	189,483	42,377	18,981					
0052006	267	CC56705	A	283,379	986,895	0	986,895	189,718	197,177					
Total				12,573,603	2,434,437	3,109,595	5,544,032	3,454,153	(1,019,716)					
Total				31										
0062006	267	CC07030	E	1,325,300	0	0	0	211,073	(211,073)					
0062007	267	CC09040	E	55,000	0	0	0	13,821	(13,821)					
0062007	267	CC10225	E	598,700	0	0	0	111,982	(111,982)					
0062007	267	CC12145	E	30,300	0	0	0	18,316	(18,316)					
0062007	267	CC15095	E	631,500	0	0	0	93,829	(93,829)					
0062007	267	CC19080	E	360,700	0	0	0	67,838	(67,838)					
0062007	267	CC19140	E	546,000	0	0	0	128,452	(128,452)					
0062007	267	CC19170	E	87,200	0	0	0	67,273	(67,273)					
0062007	267	CC19335	E	80,000	0	0	0	151,765	(151,765)					
0062007	267	CC19385	E	63,900	0	0	0	137,287	(137,287)					
0062007	267	CC24075	E	70,000	0	0	0	35,286	(35,286)					

STATE CONTROLLER'S OFFICE
 DAR - LOCAL REIMBURSEMENT SECTION
 ENROLLMENT FEE COLLECTION, PROGRAM NUMBER 267
 LIST OF CLAIM AMOUNTS AND CLAIM COUNTS FILED
 FOR FISCAL YEARS 1998/1999 THROUGH 2006/2007
 AS OF AUGUST 15, 2007

FISCAL YEAR	PROGRAM	CLAIMANT ID	PAYEE NAME	TYPE	CLAIM AMOUNT	CLAIMED 2% OFFSET	CLAIMED WAIVER OFFSET	A + B TOTAL OFFSET	CHANCELLORS 2% OFFSET	A - D 2% CLAIMED DIFFERENCE
A	B	C	D	E						
20062007		267	CC30035	COAST COMM COLL DIST	E	100,000	0	0	239,764	(239,764)
20062007		267	CC30105	NORTH ORANGE CO COMM COLL DIST	E	1,481,200	0	0	196,898	(196,898)
20062007		267	CC31090	SIERRA JOINT COMM COLL DIST	E	249,000	0	0	109,335	(109,335)
20062007		267	CC36150	SAN BERNARDINO COMM COLL DIST	E	1,031,800	0	0	74,755	(74,755)
20062007		267	CC37130	MIRACOSTA COMM COLL DIST	E	150,000	0	0	88,700	(88,700)
20062007		267	CC37140	PALOMAR COMMUNITY COLLEGE DIST	E	751,500	0	0	140,879	(140,879)
20062007		267	CC41100	SAN MATEO CO COMM COLL DIST	E	1,114,500	0	0	116,757	(116,757)
20062007		267	CC42105	SANTA BARBARA COMM COLL DIST	E	10,800	0	0	92,534	(92,534)
20062007		267	CC43060	GAVILAN JOINT COMM COLL DIST	E	495,000	0	0	24,678	(24,678)
20062007		267	CC48020	SOLANO CO COMM COLL DIST	E	45,000	0	0	66,067	(66,067)
20062007		267	CC50150	YOSEMITE COMM COLL DIST	E	280,400	0	0	96,163	(96,163)
20062007		267	CC54035	COLLEGE OF THE SEQUOIAS	E	95,000	0	0	39,485	(39,485)
20062007	Total					9,845,400	-	-	2,322,837	(2,322,837)
20062007	Count					23				
Grand Total					150,773,486	16,860,955	20,923,899	37,149,273	17,874,473	(1,013,518)
Grand Count					316					

NOTE: NO DESCRIPTION OF OFFSET IN CLAIM

EXHIBIT B

Paula Higashi

From: Skinner, Erik [eskinner@CCCCO.edu]
Sent: Monday, January 07, 2008 5:41 PM
To: Paula Higashi
Cc: Oropeza, Jeannie; Podesto, Lynn; Todd, Thomas; Lee, Jonathan; Harris, Fred; Brady, Diane
Subject: RE: Statewide Cost Estimate: Enrollment Fee Collection and Waivers, 99-TC-13 and 00-TC-15
Attachments: Dec 07 Student Fees Analysis 98-99 to 06-07 to Erik.xls; BFAP 2 percent and SFAA 91 allocations 98-99 to 2007-08.xls

Ms. Higashi:

Please find attached the additional data requested related to the student fee collection/fee waiver mandate. As requested, the attached files provide data from additional years for the 2 percent of fees calculation and also include data related to two additional allocations, BFAP base funds and BFAP 2 percent funds. In addition, below, are definitions from our program manual that help to explain the two BFAP allocations.

This information was compiled with input from the Department of Finance. Please let me know if you have any questions related to this matter.

Regards,

Erik Skinner

Erik Skinner
Vice Chancellor for Fiscal Policy
Chancellor's Office
California Community Colleges
1102 Q Street, Sacramento, CA 95814-6511
www.cccco.edu

phone: 916-323-7007
fax: 916-322-4783

Program Manual Definitions:

Board Financial Assistance Program (BFAP) Student Aid Administrative Allowance

Base BFAP-SFAA allocation and funding formula

Under section 76300 of the Education Code (see Appendix 1), colleges are provided an administrative allowance to administer the BOG Fee Waiver Program. The statewide aggregate allowance for all colleges is determined by multiplying ninety-one cents (\$0.91) times the current enrollment fee per credit unit for each student for whom fees are waived through the BOGFW program during the academic year.

From the statewide aggregate allowance, each college is allocated a sum proportional to the number of students served by fee waivers in the last year for which verifiable MIS data are available. Allocations will not be less than 90 percent of the previous year's allocation (if funding permits). No college receives less than \$12,500.

Allowable use of funds

Funds cannot be used for district operations nor may they be divided among colleges within a district in a manner that differs from the annual allocation to each campus.

The BFAP administrative allowance funding must be spent specifically on the directives listed below. Exceptions to these guidelines are not allowed without written approval of the System Office Student Financial Assistance Programs Coordinator.

BFAP administrative allowance funds may be expended solely for financial aid professional, technical, clerical and/or temporary staff (including student help) who report directly to the financial aid director. Funds may not be used for salaries for personnel at the level of financial aid manager or above. In addition to these specific personnel costs, funds may also be used for expenses associated with staff training and for the development and production of financial aid outreach materials. Funds may be used for computer hardware or software necessary for and solely dedicated to the delivery of student financial aid. Funds may not be used for capital outlay or office supplies. The funds may not cover expenditures made or liabilities incurred prior to July 1 of the applicable fiscal year.

Funds must supplement, not supplant, on-going college expenditures for the administration of student aid.

Board Financial Assistance Program (BFAP) Allocations – "2% Fund"

Colleges should not be disadvantaged in fee revenue by enrolling needy students. Each year the college receives an amount equal to 2% of the total fees waived to be used in the college general fund. This is similar funding to the 2% of fees actually paid that is retained by the college. These funds do not have to be spent on the administration of student aid.

From: Paula Higashi [mailto:Paula.higashi@csm.ca.gov]
Sent: Friday, January 04, 2008 1:44 PM
To: Skinner, Erik; Jeannie.Oropeza@dof.ca.gov
Cc: Thomas.Todd@dof.ca.gov; Carla.Castaneda@dof.ca.gov; Kbpsixten@aol.com; Nancy Patton; Paul.Steenhausen@LAO.CA.GOV; Paul.Warren@LAO.CA.GOV; allanburdick@maximus.com; Susan.Geanacou@dof.ca.gov; jspano@sco.ca.gov; gilbrummels@sco.ca.gov
Subject: RE: Statewide Cost Estimate: Enrollment Fee Collection and Waivers, 99-TC-13 and 00-TC-15

Mr. Skinner and Ms. Oropeza:

This is a follow-up to Mr. Skinner's last e-mail (December 6, 2007). The Commission has not yet received the additional information necessary to complete the Statewide Cost Estimate for the Enrollment Fee Collection & Waivers program. Please advise when the information will be submitted. Thank you.

Paula Higashi, Executive Director
Commission on State Mandates
980 9th Street, Suite 300
Sacramento, CA 95814
(916) 323-8210

From: Skinner, Erik [mailto:eskinner@CCCCO.edu]
Sent: Thursday, December 06, 2007 7:02 PM
To: Paula Higashi; Jeannie.Oropeza@dof.ca.gov
Cc: Thomas.Todd@dof.ca.gov; Carla.Castaneda@dof.ca.gov; Kbpsixten@aol.com; Nancy Patton; Paul.Steenhausen@LAO.CA.GOV; Paul.Warren@LAO.CA.GOV; allanburdick@maximus.com; Susan.Geanacou@dof.ca.gov; jspano@sco.ca.gov; gilbrummels@sco.ca.gov
Subject: Re: Statewide Cost Estimate: Enrollment Fee Collection and Waivers, 99-TC-13 and 00-TC-15

Ms. Higashi:

Thank you for your correspondence. I will contact the Department of Finance tomorrow morning to coordinate the submission of additional information. I will then provide you with a timeframe for submission.

Regards,

Erik Skinner

----- Original Message -----

From: Paula Higashi <Paula.higashi@csM.ca.gov>

To: Jeannie Oropeza (Jeannie Oropeza) <jeannie.oropeza@dof.ca.gov>; Skinner, Erik

Cc: Thomas.Todd@dof.ca.gov <Thomas.Todd@dof.ca.gov>; Castaneda, Carla <Carla.Castaneda@dof.ca.gov>;

Kbpsixten@aol.com <Kbpsixten@aol.com>; Nancy Patton <nancy.patton@csM.ca.gov>; Steenhausen, Paul

<Paul.Steenhausen@LAO.CA.GOV>; Warren, Paul <Paul.Warren@LAO.CA.GOV>; Allan P Burdick/MAXIMUS

<allanburdick@maximus.com>; Susan Geanacou (Susan Geanacou) <Susan.Geanacou@dof.ca.gov>; Jim Spano (Jim

Spano) <jspano@sco.ca.gov>; Brummels, Ginny@SCO <gibrummels@sco.ca.gov>

Sent: Thu Dec 06 18:27:20 2007

Subject: Statewide Cost Estimate: Enrollment Fee Collection and Waivers, 99-TC-13 and 00-TC-15

Dear Ms. Oropeza and Mr. Skinner:

Today, in response to a request from the Department of Finance, we postponed the hearing on the proposed statewide cost estimate for the Enrollment Fee Collection and Waivers program. The Department of Finance requested additional time to work with the California Community College Chancellor's Office to provide additional information on offsets. Once this information is submitted, the State Controller's Office will assist in reviewing actual reimbursement claims.

In order to schedule this statewide cost estimate for hearing, we need to know when the Department of Finance and the California Community College Chancellor's Office will submit this additional information on offsets to the Commission. The next two hearings are scheduled on January 31 and

March 27, 2008.

Thank you for your assistance on this claim.

Paula Higashi, Executive Director

Commission on State Mandates

(916) 323-8210

California Community Colleges
Two Percent Student Fee Withholding
1998-99 through 2006-07

District	2006-07 2% Offset	2005-06 2% Offset	2004-05 2% Offset	2003-04 2% Offset	2002-03 2% Offset	2001-02 2% Offset	2000-01 2% Offset	1999-00 2% Offset	1998-99 2% Offset
Allan Hancock	\$43,863	\$46,940	\$53,324	\$48,561	\$26,972	\$22,503	\$21,164	\$21,700	\$19,775
Antelope Valley	55,325	55,471	59,125	41,491	25,331	29,936	27,428	29,157	28,114
Barstow	11,054	10,993	10,618	10,306	6,775	7,100	6,903	6,422	6,830
Butte	48,853	56,674	54,157	33,667	25,154	23,724	24,254	24,933	25,737
Cabrillo	71,823	81,921	81,688	57,398	41,758	36,185	32,943	36,095	34,751
Cerritos	95,796	97,219	96,726	76,364	61,498	50,941	50,177	48,541	47,878
Chabot-Las Positas	120,082	130,122	126,494	91,283	62,758	60,369	55,751	55,331	58,408
Chaffey	104,222	110,773	109,203	79,429	51,213	47,433	45,207	47,430	45,074
Citrus	67,838	74,934	74,967	52,362	36,258	35,627	34,852	35,552	37,046
Coast	239,764	252,276	258,323	188,262	133,228	131,245	121,733	121,982	126,940
Compton	18,039	10,174	18,833	9,953	14,021	13,841	13,061	13,061	10,505
Contra Costa	211,073	228,260	212,346	153,158	112,221	103,001	102,212	92,480	104,982
Copper Mountain	6,787	8,438	6,952	5,664	4,513	4,738	5,363	0	0
Desert	45,393	46,711	44,259	31,285	20,078	19,524	18,029	21,606	23,577
El Camino	128,452	140,961	134,945	102,258	73,955	63,463	61,217	63,622	66,093
Feather River	9,288	12,066	9,481	6,711	5,707	4,485	4,005	4,176	4,192
Foothill-DeAnza	219,078	249,888	250,864	191,777	123,847	126,761	117,028	118,401	128,171
Gavilan	24,678	25,513	25,344	17,645	12,247	11,750	11,588	11,114	11,138
Glendale	67,273	73,786	65,951	45,833	37,669	37,872	35,017	35,229	36,332
Grossmont-Cuyamaca	124,478	156,591	135,387	107,408	70,402	69,281	63,841	63,651	66,424
Hartnell	36,504	37,876	41,355	32,294	24,598	19,584	20,207	22,864	20,291
Imperial	23,622	26,457	22,232	17,976	12,141	11,525	11,868	11,272	11,583
Kern	93,929	99,312	97,768	68,442	43,073	45,471	45,949	45,905	51,529
Lake Tahoe	13,281	14,710	14,894	11,019	8,351	8,013	7,942	7,609	8,643
Le C	6,308	9,195	12,459	8,750	7,008	7,200	5,794	5,726	7,383
Los Angeles	70,143	76,689	85,007	71,090	51,109	48,488	50,502	49,371	44,051
Los Angeles	383,455	406,227	372,686	308,134	211,279	217,173	200,271	201,887	203,676
Los Rios	276,331	299,332	305,460	225,089	147,068	146,533	134,879	135,818	139,610
Marin	31,149	33,971	37,752	28,459	18,350	20,980	20,084	20,979	24,385
Mendocino-Lake	12,157	14,062	13,700	9,867	6,711	6,428	6,018	6,342	6,273
Merced	35,286	34,044	39,857	29,221	18,996	14,725	14,653	14,808	15,479
Mira Costa	88,700	96,470	90,336	62,845	31,665	31,482	30,556	29,468	29,710
Monterey Peninsula	36,820	38,653	39,803	27,868	18,968	21,064	18,785	20,745	20,944
Mt. San Antonio	151,765	153,166	146,209	107,757	82,546	87,594	81,922	80,306	81,237
Mt. San Jacinto	64,900	64,723	61,220	40,363	26,661	24,642	23,789	22,479	21,610
Napa Valley	32,203	33,867	36,730	27,282	19,006	17,832	17,147	16,670	17,727
North Orange County	196,898	211,464	208,301	146,275	103,807	101,363	101,151	98,797	104,798
Oklahoma (Fremont-Newark)	56,534	60,207	58,628	43,816	30,104	31,229	27,739	30,540	34,770
Palo Verde	5,832	6,513	7,698	5,519	7,606	3,747	3,836	2,120	2,716

California Community Colleges
Two Percent Student Fee Withholding
1998-99 through 2006-07

District	2006-07 2% Offset	2005-06 2% Offset	2004-05 2% Offset	2003-04 2% Offset	2002-03 2% Offset	2001-02 2% Offset	2000-01 2% Offset	1999-00 2% Offset	1998-99 2% Offset
Palmarr	140,679	158,863	156,726	112,206	70,832	67,070	66,677	68,148	64,114
Pasadena Area	137,287	146,853	142,568	101,351	73,118	75,236	72,492	72,182	75,983
Peralta	95,990	95,492	95,054	75,088	54,852	52,681	50,019	47,479	47,445
Rancho Santiago	121,236	132,022	128,643	89,167	61,195	59,901	55,755	55,667	57,020
Redwoods	18,316	22,706	24,270	19,332	13,652	15,220	14,302	14,595	15,553
Rio Hondo	62,386	68,277	66,555	48,399	32,906	31,195	27,852	27,695	32,185
Riverside	156,296	170,744	164,862	121,697	79,365	76,128	66,298	69,351	65,487
San Bernardino	74,775	78,380	76,518	52,626	38,418	37,230	39,914	34,203	40,486
San Diego	189,981	237,838	214,406	143,579	105,927	99,133	93,621	106,463	83,531
San Francisco	148,082	163,368	161,745	120,722	84,467	81,550	80,647	75,622	82,895
San Joaquin Delta	87,046	95,321	82,758	63,402	41,966	42,512	39,147	37,777	40,412
San Jose-Evergreen	71,519	75,160	77,240	44,726	38,966	43,547	34,391	38,432	38,601
San Luis Obispo	67,438	76,529	70,169	50,011	32,072	31,274	30,955	29,381	31,483
San Mateo	116,757	132,075	133,547	100,160	70,815	67,036	67,004	72,624	78,146
Santa Barbara	92,534	97,117	89,034	63,972	43,153	41,690	39,431	41,071	41,186
Santa Clarita	115,859	119,189	86,538	65,253	35,690	34,432	32,045	32,444	29,751
Santa Monica	171,741	193,897	191,384	128,206	94,594	95,484	97,580	61,914	89,121
Sequoias	39,485	42,377	43,653	31,862	32,798	21,318	20,084	20,113	21,305
Shasta-Tehama-Trinity	40,504	41,356	43,573	32,985	22,978	21,319	19,497	19,662	20,882
Sierra	109,335	108,650	106,943	69,136	52,124	40,674	58,516	48,097	51,292
Siskiyou	9,196	10,374	7,196	11,066	6,697	5,899	6,537	6,421	7,189
Solano	66,067	63,526	62,456	43,539	29,721	28,149	26,950	28,455	30,891
Sonoma	136,737	142,632	138,392	102,728	69,006	68,024	64,962	62,360	64,958
South Orange County	195,023	207,591	200,808	143,677	97,125	90,798	87,174	87,277	91,394
Southwestern	85,468	93,841	91,289	69,607	45,773	44,741	41,221	41,757	40,712
State Center	111,982	116,642	115,193	74,201	54,372	51,993	57,166	53,870	54,353
Ventura	192,601	199,718	211,713	149,601	104,309	98,427	93,623	94,633	97,751
Victor Valley	32,969	58,125	45,104	31,702	20,868	21,634	18,443	16,919	20,406
West Hills	20,562	20,501	19,438	11,754	9,154	10,178	8,167	7,116	6,875
West Kern	10,401	11,511	9,853	6,738	3,985	3,045	3,005	2,834	2,822
West Valley-Mission	102,665	112,382	116,780	67,856	62,410	58,016	53,844	53,553	58,389
Yosemite	96,163	106,542	103,019	79,623	52,805	47,739	43,484	43,436	45,258
Yuba	31,922	36,245	31,782	23,521	16,226	17,281	16,751	19,380	21,317
System Totals	\$6,477,978	\$7,022,493	\$6,830,393	\$4,970,194	\$3,453,639	\$3,348,067	\$3,199,479	\$3,164,910	\$3,276,575

Source: Final Annual Student Fees per the CPCS-329 Actual Enrollment Fee Revenue Reports (1998-99 through 2006-07)

District	1998-2000		2001-2002		2003-2004		2005-2006	
	Final Allocation (R-1) BFAP (%)	BFAP SFPA (SF) Base	Final Allocation (R-1) BFAP (%)	BFAP SFPA (SF) Base	Final Allocation (R-1) BFAP (%)	BFAP SFPA (SF) Base	Final Allocation (R-1) BFAP (%)	BFAP SFPA (SF) Base
ALLAN HANGCOCK	16.098	52,222	16.098	60,852	29,006	70,076	39,915	76,148
ANTELOPE VALLEY	12.265	12,265	13.248	63,575	30,226	60,452	60,452	100,225
BARTSTOWN	21.183	21,183	21.183	21,183	4,485	21,183	6,122	17,412
BATTLE CREEK	3.498	3,498	3.498	3,498	24,831	6,520	41,897	18,216
CLATSOP	11.655	68,542	14.223	61,184	24,831	6,520	41,897	18,216
CELESTINE	35.848	101,670	35.848	101,670	60,852	183,220	103,707	189,220
CHASCO-CLAS POSITAS	18.172	78,000	18.172	78,000	30,174	78,000	53,745	80,226
CHARTREY	20.190	65,911	20.190	65,911	40,619	103,517	47,724	118,000
CLATSOP	11.077	64,405	14.100	55,724	29,261	67,724	44,819	77,085
COAST	46.620	201,244	43.265	183,220	68,876	231,127	132,233	251,978
COQUIT	16.469	17,214	16.469	17,214	34,776	64,526	55,208	83,378
CONTRA COSTA	35.233	137,220	18.168	118,612	48,860	126,322	46,300	126,322
COPPER MOUNTAIN	12.600	12,600	2.940	12,600	6,971	15,828	10,430	17,620
DESSERT	12.907	46,947	9.891	42,958	21,578	46,947	30,675	49,571
EL CAMINO	84.029	84,741	82.938	85,238	47,505	129,742	60,933	141,929
FATHER RIVERS	14.500	14,500	14.500	14,500	2,111	14,500	4,850	12,500
FOUNTAINE	45.893	147,300	45.893	147,300	30,675	147,300	16,138	147,300
GAVILAN	5.446	20,226	5.446	20,226	13,164	30,675	16,138	30,675
GLENNDALE	22.890	88,599	22.890	88,599	64,101	120,610	80,514	136,621
GRASSMONT-CUYAMACA	33.004	108,022	27.899	92,874	60,852	159,320	81,073	151,502
HARTNELL	12.588	48,429	11.391	43,484	21,802	43,484	23,947	50,300
IMPERIAL	16.016	62,361	18.024	63,306	18,256	68,897	49,380	65,029
KERN	37.640	133,748	37.200	133,412	80,847	197,215	132,481	180,028
LAKE TAHOE	4.363	21,844	1.179	21,465	3,355	17,419	5,111	18,048
LASSEN	4.283	18,067	3.828	17,084	5,152	14,878	8,898	18,048
LONG BEACH	21.171	84,741	21.171	84,741	95,125	222,236	144,898	252,170
LOS ANGELES	11.171	24,100	11.171	24,100	916,140	2,293,228	684,884	1,283,228
MARIN	7.284	28,226	7.284	28,226	21,674	21,674	31,414	31,414
MENDOCINO-LAKE	7.108	31,302	7.108	31,302	17,585	21,674	30,226	38,514
MERCED	18.029	55,542	14.888	32,419	32,967	76,718	50,858	72,653
MIRA COSTA	8.019	36,853	5.278	29,851	11,300	31,820	23,946	37,271
MONTGOMERY	6.333	20,614	6.333	20,614	9,808	24,831	18,308	25,051
MT. SAN ANTONIO	33.811	90,378	30.357	127,068	60,852	164,558	102,148	171,006
MUPA VALLEY	9.033	36,748	12.113	48,373	22,681	82,346	48,136	89,044
NORTH ORANGE	42.290	125,137	39.626	149,537	12,085	29,747	22,686	39,658
ORANGE	9.407	24,215	4.988	22,884	7,189	18,822	10,853	18,402
SHAMONGMONT-NEWARK	20.311	63,550	18.029	55,542	16,853	48,822	14,899	20,164
SALINAS	20.311	63,550	18.029	55,542	16,853	48,822	14,899	20,164
PALOMAR	20.311	63,550	18.029	55,542	16,853	48,822	14,899	20,164
PASADENA	38.924	188,384	38.924	188,384	64,608	228,442	61,412	242,008
RANCHO SANTIAGO	34.250	129,264	29.275	143,955	174,443	301,443	88,078	188,008
REDWOODS	14.918	63,600	13.388	50,412	22,686	69,820	35,958	80,048
RIVERSIDE	37.711	62,710	23.420	102,831	41,706	110,067	63,776	110,485
SAN BERNARDINO	32.875	110,714	27.453	142,534	72,989	188,910	128,372	201,398
SAN DIEGO	20.947	305,330	23.442	311,224	54,434	185,768	162,468	357,614
SAN FRANCISCO	30.947	104,644	30.947	104,644	49,483	122,301	49,483	122,301
SAN JOAQUIN DELTA	41.418	144,710	33.463	147,666	65,821	145,726	101,853	187,877
SAN JUAN GABRIEL	18.952	84,469	18.248	78,201	38,441	84,471	63,621	146,448
SANTA BARBARA	18.269	68,550	18.223	64,880	30,438	81,011	29,141	70,301
SANTA CLARITA	6.099	27,160	7.107	28,061	17,048	32,445	27,842	40,485
SANTA MONICA	37.485	106,629	27.862	125,445	64,837	134,332	71,016	129,225
SECONDIAS	23.678	70,707	22.409	64,109	41,540	97,266	61,358	102,616
SHASTA-TEHAMA-TRINITY	15.384	65,224	15.384	65,224	31,959	78,418	32,087	92,414
SIERRA	4.771	28,033	4.367	21,897	3,338	14,518	5,280	20,453
SISSONOUS	17.634	68,441	17.634	68,441	12,885	61,929	14,722	28,453
SOLANO	22.492	70,161	21,234	69,871	39,290	78,418	32,087	92,414
SOUTH ORANGE	33.495	120,141	31,207	119,778	57,049	141,384	68,133	148,701
SOUTH WESTERN	63.220	203,131	63.844	238,955	128,454	359,117	187,461	378,068
STATE CENTER	36.338	139,071	33.028	138,005	70,224	181,822	112,526	202,784
VENTURA	16.823	59,650	17.433	68,265	35,427	89,257	64,516	94,516
VICTOR VALLEY	7.187	27,448	6.245	30,821	15,644	35,966	24,483	37,457
WEST HILLS	2.183	17,895	2.724	14,301	5,271	17,448	10,882	18,004
WEST KERN	20.329	61,600	16.671	77,488	26,328	67,307	10,882	18,004
WEST VALLEY-MISSION	24.898	87,972	23.885	108,380	48,626	129,370	78,780	129,629
YUBA	17.953	64,086	10.631	37,451	49,276	129,244	60,088	100,159
TOTAL	1,818,597	6,222,438	1,683,113	6,486,572	3,182,040	11,689,041	5,469,730	14,440,787

Paula Higashi

From: Brummels, Ginny [gibrummels@sco.ca.gov]
Sent: Thursday, January 17, 2008 8:46 AM
To: Paula Higashi
Subject: FW: Program 267 Offset Comparison Analysis
Attachments: Prog 267 Offset Analysis(Chancellor's 2%) .xls; Prog 267 Offset Analysis (BFAP 2%).xls

Please find the attached worksheets. If you have any questions please let me know.

Ginny

From: Speciale, Dennis
Sent: Wednesday, January 16, 2008 04:29 PM
To: Brummels, Ginny
Subject: Program 267 Offset Comparison Analysis

Ginny,

Val and I have completed the Analysis on Program 267 Enrollment Fees. Our focus, of course, was on the 2% offsets taken against the claimed amounts. The first analysis used the data compiled on the Chancellor's 2% calculations for all Community College Districts. The comparisons resulted in consistent differences throughout all the fiscal years.

The second analysis used data from the BFAP 2% report. We found the comparison very close with relatively few differences. +

Dennis Speciale
Associate Accounting Analyst
State Controller Office
Local Reimbursements Section
(916) 324-0254

STATE CONTROLLER'S OFFICE
 DAR - LOCAL REIMBURSEMENT SECTION
 ENROLLMENT FEE COLLECTION, PROGRAM NUMBER 267
 LIST OF CLAIM AMOUNTS AND CLAIM COUNTS FILED
 FOR FISCAL YEARS 1998/1999 THROUGH 2006/2007
 AS OF AUGUST 15, 2007

CLAIMED AMOUNTS & CLAIMED OFFSETS

FISCAL YEAR	PROGRAM	CLAIMANT ID	PAYEE NAME	TYPE	CLAIM AMOUNT	CLAIMED AMOUNTS & CLAIMED OFFSETS				
						CLAIMED 2% OFFSET	CLAIMED WAIVER OFFSET	TOTAL OFFSET	A + B	CHANCELLORS 2% OFFSET
1998/1999	267	CC07030	CONTRA COSTA COMM COLL DIST	A	923,233	244,004	38,430	282,434	0	244,004
1998/1999	267	CC09040	LAKE TAHOE COMM COLL DIST	A	40,593	8,643	0	8,643	0	8,643
1998/1999	267	CC10225	STATE CENTER COMM COLL DIST	A	256,995	67,247	0	67,247	0	67,247
1998/1999	267	CC12145	REDWOODS COMM COLL DIST	A	12,646	16,052	0	16,052	0	16,052
1998/1999	267	CC15095	KERN COMM COLL DIST	A	166,390	38,351	0	38,351	0	38,351
1998/1999	267	CC15255	WEST KERN COMM COLL DIST	A	22,185	2,510	0	2,510	0	2,510
1998/1999	267	CC19080	CERRITOS COMM COLL DIST	A	447,289	36,202	0	36,202	0	36,202
1998/1999	267	CC19090	CITRUS COMM COLL DIST	A	296,515	15,807	0	15,807	0	15,807
1998/1999	267	CC19140	EL CAMINO COMM COLL DIST	A	369,559	36,167	0	36,167	0	36,167
1998/1999	267	CC19170	GLENDALE COMM COLL DIST	A	58,655	25,919	0	25,919	0	25,919
1998/1999	267	CC19250	LONG BEACH COMM COLL DIST	A	184,422	45,940	0	45,940	0	45,940
1998/1999	267	CC19335	PASADENA AREA COMM COLL DIST	A	115,839	38,204	0	38,204	0	38,204
1998/1999	267	CC19385	SANTA MONICA COMM COLL DIST	A	969,570	34,240	0	34,240	0	34,240
1998/1999	267	CC30105	NORTH ORANGE CO COMM COLL DIST	A	786,211	42,803	0	42,803	0	42,803
1998/1999	267	CC31090	SIERRA JOINT COMM COLL DIST	A	213,963	14,761	0	14,761	0	14,761
1998/1999	267	CC33075	MT SAN JACINTO COMM COLL DIST	A	108,722	10,215	0	10,215	0	10,215
1998/1999	267	CC33095	PALO VERDE COMM COLL DIST	A	373,584	7,624	0	7,624	0	7,624
1998/1999	267	CC34050	LOS RIOS COMM COLL DIST	A	779,016	63,923	0	63,923	0	63,923
1998/1999	267	CC36150	SAN BERNARDINO COMM COLL DIST	A	762,967	32,576	0	32,576	0	32,576
1998/1999	267	CC36175	VICTOR VALLEY COMM COLL DIST	A	214,885	16,466	0	16,466	0	16,466
1998/1999	267	CC37140	MIRACOSTA COMM COLL DIST	A	49,037	22,903	0	22,903	0	22,903
1998/1999	267	CC40955	PALOMAR COMMUNITY COLLEGE DIST	A	321,701	84,598	0	106,919	0	84,598
1998/1999	267	CC41100	SAN LUIS OBISPO CO COMM COLL	A	403,267	13,545	0	13,545	0	13,545
1998/1999	267	CC42005	SAN MATEO CO COMM COLL DIST	A	605,729	144,946	22,371	167,317	0	144,946
1998/1999	267	CC43045	ALLAN HANCOCK JOINT COMM COLL	A	58,704	16,375	0	16,375	0	16,375
1998/1999	267	CC43060	FOOTHILL-DEANZA COMM COLL DIST	A	977,145	53,581	0	53,581	0	53,581
1998/1999	267	CC43180	GAVILAN JOINT COMM COLL DIST	A	285,040	5,803	0	5,803	0	5,803
1998/1999	267	CC48020	WEST VALLEY MISSION COMM COLL	A	1,007,783	23,423	0	23,423	0	23,423
1998/1999	267	CC50150	SOLANO CO COMM COLL DIST	A	11,824	21,173	0	21,173	0	21,173
1998/1999	267	CC54035	YOSEMITE COMM COLL DIST	A	152,404	25,113	0	25,113	0	25,113
1998/1999	267	CC56105	COLLEGE OF THE SEQUOIAS	A	51,883	24,589	23,479	48,068	0	24,589
1998/1999	267	CC56105	VENTURA CO COMM COLL DIST	A	132,165	97,751	0	97,751	0	97,751
1998/1999	267	CC19260	LOS ANGELES COMM COLL DIST	A	891,030	203,829	0	203,829	0	203,829
1998/1999	Total				12,050,951	1,535,283	106,601	1,641,884	0	1,535,283
1999/2000	267	CC07030	CONTRA COSTA COMM COLL DIST	A	1,039,494	35,233	122,142	157,375	0	35,233
1999/2000	267	CC09040	LAKE TAHOE COMM COLL DIST	A	41,319	7,690	0	7,690	0	7,690
1999/2000	267	CC10225	STATE CENTER COMM COLL DIST	A	334,165	63,220	181,175	244,395	0	63,220
1999/2000	267	CC12145	REDWOODS COMM COLL DIST	A	29,922	14,918	23,150	38,068	0	14,918
1999/2000	267	CC15095	KERN COMM COLL DIST	A	312,405	37,640	157,654	195,294	0	37,640

STATE CONTROLLER'S OFFICE
 DAR - LOCAL REIMBURSEMENT SECTION
 ENROLLMENT FEE COLLECTION, PROGRAM NUMBER 267
 LIST OF CLAIM AMOUNTS AND CLAIM COUNTS FILED
 FOR FISCAL YEARS 1998/1999 THROUGH 2006/2007
 AS OF AUGUST 15, 2007

		CLAIMED AMOUNTS & CLAIMED OFFSETS								
		A	B	C			D	E		
FISCAL YEAR	PROGRAM	CLAIMANT ID	PAYEE NAME	TYPE	CLAIM AMOUNT	CLAIMED 2% OFFSET	CLAIMED WAIVER OFFSET	TOTAL OFFSET	CHANCELLORS 2% OFFSET	CHANCELLORS 2% OFFSET

19992000	267	CC15255	WEST KERN COMM COLL DIST	A	58,033	2,183	12,349	14,532	0	2,183
19992000	267	CC19080	CERRITOS COMM COLL DIST	A	543,511	35,648	113,801	149,449	0	35,648
19992000	267	CC19090	CITRUS COMM COLL DIST	A	11,107	11,107	44,164	55,271	0	11,107
19992000	267	CC19140	EL CAMINO COMM COLL DIST	A	593,817	34,629	113,869	148,498	0	34,629
19992000	267	CC19170	GLENDALE COMM COLL DIST	A	75,108	22,888	47,544	70,432	0	22,888
19992000	267	CC19250	LONG BEACH COMM COLL DIST	A	222,557	43,233	14,478	57,711	0	43,233
19992000	267	CC19335	PASADENA AREA COMM COLL DIST	A	161,818	36,877	38,121	74,998	0	36,877
19992000	267	CC19385	SANTA MONICA COMM COLL DIST	A	1,374,833	37,495	126,883	164,378	0	37,495
19992000	267	CC30105	NORTH ORANGE CO COMM COLL DIST	A	909,655	42,290	122,875	165,165	0	42,290
19992000	267	CC30125	RANCHO SANTA ANITA COMM COLL DIST	A	6,662	0	0	0	0	0
19992000	267	CC31090	SIERRA JOINT COMM COLL DIST	A	231,745	15,639	34,856	50,495	0	15,639
19992000	267	CC33075	MT SAN JACINTO COMM COLL DIST	A	301,533	10,338	55,464	65,802	0	10,338
19992000	267	CC33095	PALO VERDE COMM COLL DIST	A	536,792	17,216	0	17,216	0	17,216
19992000	267	CC34050	LOS RIOS COMM COLL DIST	A	924,949	75,176	234,309	309,485	0	75,176
19992000	267	CC36150	SAN BERNARDINO COMM COLL DIST	A	863,283	32,875	25,465	58,340	0	32,875
19992000	267	CC36175	VICTOR VALLEY COMM COLL DIST	A	249,424	16,623	32,554	49,177	0	16,623
19992000	267	CC37060	GROSSMOUNT-CUYAMAGA COMM COLL	A	98,823	141,933	0	141,933	0	141,933
19992000	267	CC37130	MIRACOSTA COMM COLL DIST	A	50,623	23,763	0	23,763	0	23,763
19992000	267	CC37140	PALOMAR COMMUNITY COLLEGE DIST	A	373,619	20,131	17,511	37,642	0	20,131
19992000	267	CC40655	SAN LUIS OBISPO CO COMM COLL	A	460,427	78,754	0	78,754	0	78,754
19992000	267	CC41100	SAN MATEO CO COMM COLL DIST	A	721,495	18,962	73,669	92,631	0	18,962
19992000	267	CC42005	ALLAN HANCOCK JOINT COMM COLL	A	72,774	16,609	14,083	30,692	0	16,609
19992000	267	CC43045	FOOTHILL-DEANZA COMM COLL DIST	A	1,103,572	45,682	58,469	104,151	0	45,682
19992000	267	CC43060	GAVILAN JOINT COMM COLL DIST	A	319,563	5,448	11,361	16,809	0	5,448
19992000	267	CC43180	WEST VALLEY MISSION COMM COLL	A	1,271,553	20,329	75,345	95,674	0	20,329
19992000	267	CC48020	SOLANO CO COMM COLL DIST	A	66,400	38,428	0	38,428	0	38,428
19992000	267	CC50150	YOSEMITE COMM COLL DIST	A	193,400	24,559	63,866	88,425	0	24,559
19992000	267	CC54035	COLLEGE OF THE SEQUOIAS	A	95,888	23,579	95,856	119,435	0	23,579
19992000	267	CC56105	VENTURA CO COMM COLL DIST	A	193,919	232,290	0	232,290	0	232,290
19992000	267	CC19260	LOS ANGELES COMM COL DIST	A	2,132,309	196,041	0	196,041	0	196,041
19992000	Total				16,334,148	1,479,426	1,911,013	3,390,439		1,479,426
19992000	Count				35					
20002001	267	CC07030	CONTRA COSTA COMM COLL DIST	A	1,104,033	33,229	128,380	161,609	0	33,229
20002001	267	CC09040	LAKE TAHOE COMM COLL DIST	A	48,526	6,054	0	6,054	0	6,054
20002001	267	CC10225	STATE CENTER COMM COLL DIST	A	398,149	66,746	235,210	301,956	0	66,746
20002001	267	CC12145	REDWOODS COMM COLL DIST	A	35,368	15,587	23,013	38,600	0	15,587
20002001	267	CC15085	KERN COMM COLL DIST	A	295,945	43,809	180,364	224,173	0	43,809
20002001	267	CC15255	WEST KERN COMM COLL DIST	A	64,161	2,241	14,458	16,699	0	2,241
20002001	267	CC19080	CERRITOS COMM COLL DIST	A	620,263	37,121	114,133	151,254	0	37,121
20002001	267	CC19090	CITRUS COMM COLL DIST	A	393,117	-15,182	47,542	62,724	0	-15,182

STATE CONTROLLER'S OFFICE
 DAR - LOCAL REIMBURSEMENT SECTION
 ENROLLMENT FEE COLLECTION, PROGRAM NUMBER 267
 LIST OF CLAIM AMOUNTS AND CLAIM COUNTS FILED
 FOR FISCAL YEARS 1998/1999 THROUGH 2006/2007
 AS OF AUGUST 15, 2007

FISCAL YEAR	PROGRAM	CLAIMANT ID	PAYEE NAME	TYPE	CLAIMED AMOUNTS & CLAIMED OFFSETS				CHANCELLORS 2% OFFSET	CHANCELLORS 2% OFFSET
					CLAIM AMOUNT	CLAIMED 2% OFFSET	CLAIMED WAIVER OFFSET	TOTAL OFFSET		

20002001	267	CC19140	EL CAMINO COMM COLL DIST	A	681,172	30,077	85,371	115,448	0	30,077
20002001	267	CC19170	GLENDALE COMM COLL DIST	A	89,660	22,776	54,038	76,814	0	22,776
20002001	267	CC19250	LONG BEACH COMM COLL DIST	A	231,926	54,419	16,811	71,230	0	54,419
20002001	267	CC19305	MT SAN ANTONIO COMM COLL DIST	A	111,645	34,719	0	34,719	0	34,719
20002001	267	CC19335	PASADENA AREA COMM COLL DIST	A	140,647	41,659	45,812	87,471	0	41,659
20002001	267	CC19385	SANTA MONICA COMM COLL DIST	A	1,378,257	33,261	154,060	187,321	0	33,261
20002001	267	CC24975	MERCED COMM COLL DIST	A	37,768	19,336	0	19,336	0	19,336
20002001	267	CC30035	COAST COMM COLL DIST	A	171,592	48,150	0	48,150	0	48,150
20002001	267	CC30105	NORTH ORANGE CO COMM COLL DIST	A	1,075,496	45,177	152,757	197,934	0	45,177
20002001	267	CC30125	RANCHO SANTIAGO COMM COLL DIST	A	8,770	0	0	0	0	0
20002001	267	CC31090	SIERRA JOINT COMM COLL DIST	A	244,008	16,230	41,903	58,133	0	16,230
20002001	267	CC33075	MT SAN JACINTO COMM COLL DIST	A	232,012	12,267	70,069	82,336	0	12,267
20002001	267	CC34050	PALO VERDE COMM COLL DIST	A	540,519	17,816	0	17,816	0	17,816
20002001	267	CC36150	SAN BERNARDINO COMM COLL DIST	A	1,019,269	76,965	245,427	322,392	0	76,965
20002001	267	CC36175	VICTOR VALLEY COMM COLL DIST	A	983,761	36,790	31,206	67,996	0	36,790
20002001	267	CC37080	GROSSMOUNT-CUYAMACA COMM COLL	A	285,715	18,606	38,580	57,186	0	18,606
20002001	267	CC37130	MIRACOSTA COMM COLL DIST	A	116,461	160,227	0	160,227	0	160,227
20002001	267	CC37140	PALOMAR COMMUNITY COLLEGE DIST	A	66,021	24,541	0	24,541	0	24,541
20002001	267	CC40055	SAN LUIS OBISPO CO COMM COLL	A	537,109	13,841	38,326	52,167	0	13,841
20002001	267	CC41100	SAN MATEO CO COMM COLL DIST	A	450,741	78,754	0	78,754	0	78,754
20002001	267	CC42005	ALLAN HANCOCK JOINT COMM COLL	A	762,776	18,024	89,402	107,426	0	18,024
20002001	267	CC42105	SANTA BARBARA COMM COLL DIST	A	79,403	18,364	12,238	30,602	0	18,364
20002001	267	CC43045	FOOTHILL-DEANZA COMM COLL DIST	A	4,751	0	0	0	0	0
20002001	267	CC43060	GAVILAN JOINT COMM COLL DIST	A	1,172,241	27,062	67,685	94,747	0	27,062
20002001	267	CC43180	WEST VALLEY MISSION COMM COLL	A	432,543	5,194	12,001	17,195	0	5,194
20002001	267	CC48020	SOLANO CO COMM COLL DIST	A	1,291,874	19,532	71,237	90,769	0	19,532
20002001	267	CC50150	YOSEMITE COMM COLL DIST	A	66,744	37,592	0	37,592	0	37,592
20002001	267	CC54035	COLLEGE OF THE SEQUOIAS	A	207,524	26,474	70,611	97,085	0	26,474
20002001	267	CC56105	VENTURA CO COMM COLL DIST	A	103,765	23,928	0	101,600	0	23,928
20002001	267	CC19260	LOS ANGELES COMM COLL DIST	A	246,494	239,433	0	239,433	0	239,433
20002001	267	CC19260	LOS ANGELES COMM COLL DIST	A	2,611,116	200,304	0	200,304	0	200,304
20002001	267	CC07030	CONTRA COSTA COMM COLL DIST	A	18,341,342	1,621,467	2,118,306	3,739,793	0	1,621,467
20012002	267	CC09040	LAKE TAHOE COMM COLL DIST	A	1,237,918	378,643	256,938	0	103,001	275,642
20012002	267	CC10225	STATE CENTER COMM COLL DIST	A	54,678	6,376	0	6,376	0	(1,637)
20012002	267	CC12145	REDWOODS COMM COLL DIST	A	482,825	62,206	293,364	355,570	0	10,213
20012002	267	CC15095	KERN COMM COLL DIST	A	50,212	13,083	32,802	45,885	0	(2,137)
20012002	267	CC15255	WEST KERN COMM COLL DIST	A	386,203	36,360	242,015	278,375	0	(9,111)
20012002	267	CC19080	CERRITOS COMM COLL DIST	A	67,789	2,662	15,633	18,295	0	(383)
20012002	267	CC19080	CERRITOS COMM COLL DIST	A	700,208	35,950	124,354	160,304	0	(14,991)
20002001	267	CC07030	CONTRA COSTA COMM COLL DIST	A	18,341,342	1,621,467	2,118,306	3,739,793	0	1,621,467
20002001	267	CC07030	CONTRA COSTA COMM COLL DIST	A	39	39	0	0	0	0

STATE CONTROLLER'S OFFICE
 DAR - LOCAL REIMBURSEMENT SECTION
 ENROLLMENT FEE COLLECTION, PROGRAM NUMBER 267
 LIST OF CLAIM AMOUNTS AND CLAIM COUNTS FILED
 FOR FISCAL YEARS 1998/1999 THROUGH 2006/2007
 AS OF AUGUST 15, 2007

FISCAL YEAR	PROGRAM	CLAIMANT ID	PAYEE NAME	TYPE	CLAIMED AMOUNTS & CLAIMED OFFSETS				CHANCELLORS 2% OFFSET	CHANCELLORS 2% OFFSET
					CLAIM AMOUNT	CLAIMED 2% OFFSET	CLAIMED WAIVER OFFSET	TOTAL OFFSET		

20012002	267	CC19090	CITRUS COMM COLL DIST	A	450,467	13,850	63,685	77,535	35,627	(21,777)
20012002	267	CC19140	EL CAMINO COMM COLL DIST	A	725,781	25,349	111,266	136,615	63,463	(38,114)
20012002	267	CC19170	GLENDALE COMM COLL DIST	A	111,270	23,663	77,753	101,416	37,872	(14,209)
20012002	267	CC19250	LONG BEACH COMM COLL DIST	A	266,136	52,741	20,731	73,472	48,488	4,253
20012002	267	CC19305	MT SAN ANTONIO COMM COLL DIST	A	148,411	29,671	0	29,671	87,594	(57,923)
20012002	267	CC19335	PASADENA AREA COMM COLL DIST	A	109,669	58,106	52,352	110,458	75,236	(17,130)
20012002	267	CC19385	SANTA MONICA COMM COLL DIST	A	1,422,003	27,232	162,616	189,848	95,484	(68,252)
20012002	267	CC24075	MERCED COMM COLL DIST	A	51,955	14,533	0	14,533	14,725	(192)
20012002	267	CC30935	COAST COMM COLL DIST	A	232,475	42,228	0	42,228	131,245	(89,017)
20012002	267	CC30105	NORTH ORANGE CO COMM COLL DIST	A	1,178,055	37,750	224,630	262,380	101,363	(63,613)
20012002	267	CC30125	RANCHO SANTIAGO COMM COLL DIST	A	20,368	28,613	0	28,613	59,901	(31,288)
20012002	267	CC31090	SIERRA JOINT COMM COLL DIST	A	248,405	15,234	45,882	61,116	40,678	(25,444)
20012002	267	CC33075	MT SAN JACINTO COMM COLL DIST	A	190,139	11,839	85,078	96,917	24,642	(12,803)
20012002	267	CC33075	PALO VERDE COMM COLL DIST	A	691,725	25,230	0	25,230	3,747	21,483
20012002	267	CC34050	LOS RIOS COMM COLL DIST	A	1,212,006	73,469	383,546	457,015	148,533	(75,064)
20012002	267	CC36150	SAN BERNARDINO COMM COLL DIST	A	873,623	23,010	36,272	59,282	37,230	(14,220)
20012002	267	CC36175	VICTOR VALLEY COMM COLL DIST	A	340,673	17,039	44,784	61,823	21,634	(4,595)
20012002	267	CC37080	GROSSMOUNT-CUYAMACA COMM COLL	A	148,514	151,863	0	151,863	69,281	82,582
20012002	267	CC37130	MIRACOSTA COMM COLL DIST	A	101,665	24,896	0	24,896	31,482	(6,586)
20012002	267	CC37140	PALOMAR COMMUNITY COLLEGE DIST	A	629,740	3,775	41,331	45,106	67,070	(63,295)
20012002	267	CC40055	SAN LUIS OBISPO CO COMM COLL	A	397,975	73,157	0	73,157	31,274	41,883
20012002	267	CC41100	SAN MATEO CO COMM COLL DIST	A	803,525	15,881	106,091	121,972	67,036	(51,155)
20012002	267	CC42005	ALLAN HANCOCK JOINT COMM COLL	A	86,855	16,233	15,991	32,224	22,503	(6,270)
20012002	267	CC42105	SANTA BARBARA COMM COLL DIST	A	5,516	0	0	0	41,630	(41,630)
20012002	267	CC43045	FOOTHILL-DEANZA COMM COLL DIST	A	1,419,345	21,054	68,779	89,833	126,761	(105,707)
20012002	267	CC43060	GAVILAN JOINT COMM COLL DIST	A	407,017	5,036	13,766	18,802	11,750	(6,714)
20012002	267	CC43180	WEST VALLEY MISSION COMM COLL	A	1,446,930	16,241	75,115	91,356	58,016	(41,775)
20012002	267	CC48025	SOLANO CO COMM COLL DIST	A	34,974	35,645	0	35,645	28,149	7,496
20012002	267	CC50150	YOSEMITE COMM COLL DIST	A	235,197	23,029	74,591	97,620	47,739	(24,710)
20012002	267	CC54035	COLLEGE OF THE SEQUOIAS	A	109,359	21,609	114,421	136,030	291	291
20012002	267	CC56105	VENTURA CO COMM COLL DIST	A	273,989	266,116	0	266,116	98,427	167,689
20012002	267	CC19260	LOS ANGELES COMM COLL DIST	A	2,952,035	216,180	0	216,180	217,173	(993)
20012002	Count				20,305,630	1,945,552	2,783,786	4,093,757	2,244,755	(299,203)

20022003	267	CC07030	CONTRA COSTA COMM COLL DIST	A	1,362,851	18,523	125,791	144,314	112,221	(93,698)
20022003	267	CC09040	LAKE TAHOE COMM COLL DIST	A	66,513	6,685	0	6,685	8,351	(1,666)
20022003	267	CC10225	STATE CENTER COMM COLL DIST	A	533,651	122,624	361,209	483,833	54,372	68,252
20022003	267	CC12145	REDWOODS COMM COLL DIST	A	53,878	12,432	41,250	53,682	13,652	(1,220)
20022003	267	CC15095	KERN COMM COLL DIST	A	424,879	37,849	281,932	319,781	43,073	(5,224)
20022003	267	CC15255	WEST KERN COMM COLL DIST	A	81,111	2,773	19,454	22,227	3,985	(1,212)

STATE CONTROLLER'S OFFICE
 DAR - LOCAL REIMBURSEMENT SECTION
 ENROLLMENT FEE COLLECTION, PROGRAM NUMBER 267
 LIST OF CLAIM AMOUNTS AND CLAIM COUNTS FILED
 FOR FISCAL YEARS 1998/1999 THROUGH 2006/2007
 AS OF AUGUST 15, 2007

FISCAL YEAR	PROGRAM	CLAIMANT ID	PAYEE NAME	TYPE	CLAIMED AMOUNTS & CLAIMED OFFSETS					CHANCELLORS 2% OFFSET	CHANCELLORS 2% OFFSET
					CLAIM AMOUNT	CLAIMED 2% OFFSET	CLAIMED WAIVER OFFSET	TOTAL OFFSET	A + B - C		

20022003	267	CC19080	CERRITOS COMM COLL DIST	A	694,899	34,964	140,267	175,231	51,488	(16,524)
20022003	267	CC19090	CITRUS COMM COLL DIST	A	490,587	14,292	75,407	89,699	36,258	(21,966)
20022003	267	CC19140	EL CAMINO COMM COLL DIST	A	961,439	21,786	129,397	151,183	73,955	(52,169)
20022003	267	CC19170	GLENDALE COMM COLL DIST	A	112,880	40,144	93,140	133,284	37,669	2,475
20022003	267	CC19250	LONG BEACH COMM COLL DIST	A	328,195	48,901	25,410	74,311	51,109	(2,208)
20022003	267	CC19335	MT SAN ANTONIO COMM COLL DIST	A	174,095	31,113	0	31,113	82,546	(51,433)
20022003	267	CC19385	PASADENA AREA COMM COLL DIST	A	128,785	36,430	74,789	111,219	73,118	(36,688)
20022003	267	CC27045	SANTA MONICA COMM COLL DIST	A	1,386,402	29,094	159,365	188,459	94,594	(65,500)
20022003	267	CC27045	MERCED COMM COLL DIST	A	78,339	22,648	0	22,648	18,996	3,652
20022003	267	CC27045	HARTNELL COMM COLL DIST	A	11,456	0	0	0	24,598	(24,598)
20022003	267	CC30035	COAST COMM COLL DIST	A	263,745	90,751	43,081	133,832	133,228	(42,477)
20022003	267	CC30105	NORTH ORANGE CO COMM COLL DIST	A	1,096,331	61,633	239,124	300,757	103,807	(42,174)
20022003	267	CC30125	RANCHO SANTIAGO COMM COLL DIST	A	17,068	30,553	0	30,553	61,195	(30,642)
20022003	267	CC31090	SIERRA JOINT COMM COLL DIST	A	256,981	14,747	50,349	65,096	52,124	(37,377)
20022003	267	CC33075	MT SAN JACINTO COMM COLL DIST	A	312,248	12,738	94,317	107,055	26,661	(13,923)
20022003	267	CC33095	PALO VERDE COMM COLL DIST	A	886,149	33,496	0	33,496	7,606	25,890
20022003	267	CC34050	LOS RIOS COMM COLL DIST	A	1,340,197	78,534	421,036	499,570	147,068	(68,534)
20022003	267	CC36150	SAN BERNARDINO COMM COLL DIST	A	946,544	23,842	40,348	64,190	38,418	(14,576)
20022003	267	CC36175	VICTOR VALLEY COMM COLL DIST	A	329,260	21,180	50,695	71,875	20,868	312
20022003	267	CC37080	GROSSMOUNT-CUYAMACA COMM COLL	A	112,903	179,473	0	179,473	70,402	109,071
20022003	267	CC37150	MIRACOSTA COMM COLL DIST	A	125,152	23,581	0	23,581	31,665	(8,084)
20022003	267	CC37140	PALOMAR COMMUNITY COLLEGE DIST	A	593,337	13,864	45,634	59,498	70,832	(56,968)
20022003	267	CC40055	SAN LUIS OBISPO CO COMM COLL	A	380,932	79,296	0	79,296	32,072	47,224
20022003	267	CC41100	SAN MATEO CO COMM COLL DIST	A	980,070	16,874	123,813	140,687	70,815	(53,941)
20022003	267	CC42005	ALLAN HANCOCK JOINT COMM COLL	A	94,574	15,896	14,899	30,795	26,972	(11,076)
20022003	267	CC42105	SANTA BARBARA COMM COLL DIST	A	6,787	0	0	0	43,153	(43,153)
20022003	267	CC43045	FOOTHILL-DEANZA COMM COLL DIST	A	1,606,442	19,975	88,409	108,384	123,847	(103,872)
20022003	267	CC43060	GAVILAN JOINT COMM COLL DIST	A	416,579	4,604	20,492	25,096	12,247	(7,643)
20022003	267	CC43180	WEST VALLEY MISSION COMM COLL	A	1,442,056	13,453	90,113	103,566	62,410	(48,957)
20022003	267	CC48020	SOLANO CO COMM COLL DIST	A	33,760	37,384	0	37,384	29,721	7,663
20022003	267	CC50150	YOSEMITE COMM COLL DIST	A	250,940	24,001	82,314	106,315	52,805	(28,804)
20022003	267	CC54035	COLLEGE OF THE SEQUOIAS	A	109,067	21,434	118,831	140,265	32,798	(11,364)
20022003	267	CC56105	VENTURA CO COMM COLL DIST	A	330,806	284,048	0	284,048	104,309	179,739
20022003	267	CC19260	LOS ANGELES COMM COLL DIST	A	2,950,953	219,899	0	219,899	211,279	8,620
20022003	Total				21,772,841	1,801,514	3,050,866	4,852,380	2,346,287	(544,773)
20022003	Count				40					
20032004	267	CC07030	CONTRA COSTA COMM COLL DIST	A	1,423,391	48,963	116,190	165,153	153,158	(104,195)
20032004	267	CC09040	LAKE TAHOE COMM COLL DIST	A	59,170	9,433	0	9,433	11,019	(1,586)
20032004	267	CC10225	STATE CENTER COMM COLL DIST	A	599,538	128,454	417,696	546,150	74,201	54,253
20032004	267	CC12145	REDWOODS COMM COLL DIST	A	40,357	22,668	44,611	67,279	19,332	3,336

STATE CONTROLLER'S OFFICE
 DAR - LOCAL REIMBURSEMENT SECTION
 ENROLLMENT FEE COLLECTION, PROGRAM NUMBER 267
 LIST OF CLAIM AMOUNTS AND CLAIM COUNTS FILED
 FOR FISCAL YEARS 1998/1999 THROUGH 2006/2007
 AS OF AUGUST 15, 2007

FISCAL YEAR	CLAIMANT ID	PAYEE NAME	TYPE	CLAIMED AMOUNTS & CLAIMED OFFSETS			CHANCELLORS 2% OFFSET	CHANCELLORS 2% OFFSET
				CLAIMED AMOUNT	CLAIMED 2% OFFSET	CLAIMED WAIVER OFFSET		

20032004	267	CC15095	KERN COMM COLL DIST	A	387,242	90,847	301,541	392,388	66,442	24,405
20032004	267	CC15255	WEST KERN COMM COLL DIST	A	65,520	5,271	25,430	30,701	6,738	(1,467)
20032004	267	CC19080	CERRITOS COMM COLL DIST	A	780,577	69,659	93,608	163,267	76,364	(6,705)
20032004	267	CC19090	CITRUS COMM COLL DIST	A	403,523	25,251	73,447	98,698	52,362	(27,111)
20032004	267	CC19140	EL CAMINO COMM COLL DIST	A	791,473	41,750	149,122	190,872	102,258	(60,508)
20032004	267	CC19170	GLENDALE COMM COLL DIST	A	94,658	54,701	97,403	152,104	45,833	8,868
20032004	267	CC19250	LONG BEACH COMM COLL DIST	A	285,279	95,125	22,573	117,698	107,090	24,035
20032004	267	CC19305	MT SAN ANTONIO COMM COLL DIST	A	155,267	60,899	0	60,899	107,757	(46,858)
20032004	267	CC19335	PASADENA AREA COMM COLL DIST	A	101,938	101,938	184,318	286,256	101,351	587
20032004	267	CC19385	SANTA MONICA COMM COLL DIST	A	1,189,375	54,837	178,205	233,042	128,206	(73,369)
20032004	267	CC24075	MERCED COMM COLL DIST	A	72,234	32,967	0	32,967	29,221	3,746
20032004	267	CC27045	HARTNELL COMM COLL DIST	A	28,785	0	0	0	32,294	(32,294)
20032004	267	CC30035	COAST COMM COLL DIST	A	203,861	86,875	0	86,875	188,262	(101,387)
20032004	267	CC30105	NORTH ORANGE CO COMM COLL DIST	A	1,070,896	66,553	266,303	332,856	146,275	(79,722)
20032004	267	CC31090	SIERRA JOINT COMM COLL DIST	A	245,127	29,878	59,130	89,008	69,136	(39,258)
20032004	267	CC33075	MT SAN JACINTO COMM COLL DIST	A	246,269	22,661	105,341	128,002	40,363	(17,702)
20032004	267	CC33095	PALO VERDE COMM COLL DIST	A	863,322	43,930	0	43,930	38,411	(66,624)
20032004	267	CC34050	LOS RIOS COMM COLL DIST	A	1,274,847	158,465	605,376	763,841	225,089	(1,808)
20032004	267	CC36150	SAN BERNARDINO COMM COLL DIST	A	739,923	54,434	40,149	94,583	52,626	3,725
20032004	267	CC36175	VICTOR VALLEY COMM COLL DIST	A	284,792	35,427	50,619	86,046	31,702	(14,871)
20032004	267	CC37130	MIRACOSTA COMM COLL DIST	A	113,632	47,614	0	47,614	62,485	(85,128)
20032004	267	CC37140	PALOMAR COMMUNITY COLLEGE DIST	A	608,885	27,078	66,969	94,047	112,206	(36,350)
20032004	267	CC40055	SAN LUIS OBISPO CO COMM COLL	A	289,160	86,361	0	86,361	100,160	(64,426)
20032004	267	CC41100	SAN MATEO CO COMM COLL DIST	A	813,989	35,734	180,971	216,705	48,561	(19,155)
20032004	267	CC42005	ALLAN HANCOCK JOINT COMM COLL	A	88,758	29,406	16,284	45,690	63,972	(63,972)
20032004	267	CC42105	SANTA BARBARA COMM COLL DIST	A	7,868	0	0	0	191,777	(154,540)
20032004	267	CC43045	FOOTHILL-DEANZA COMM COLL DIST	A	1,608,424	37,237	112,898	150,135	17,645	(4,451)
20032004	267	CC43060	GAVILAN JOINT COMM COLL DIST	A	412,966	13,194	21,318	34,512	67,856	(42,528)
20032004	267	CC43180	WEST VALLEY MISSION COMM COLL	A	1,276,922	25,328	93,198	118,526	43,339	(5,340)
20032004	267	CC48020	YOSEMITE COMM COLL DIST	A	42,086	37,999	0	37,999	79,623	(32,997)
20032004	267	CC50150	COLLEGE OF THE SEQUOIAS	A	220,887	46,626	131,710	178,336	31,862	9,678
20032004	267	CC54035	COLLEGE OF THE SEQUOIAS	A	90,441	41,540	150,680	192,220	149,601	(8,181)
20032004	267	CC56105	VENTURA CO COMM COLL DIST	A	315,249	332,444	0	332,444	308,134	(762,330)
20032004	267	CC19260	LOS ANGELES COMM COLL DIST	A	2,685,093	299,953	0	299,953	3,163,830	(163,633)
20032004	19,981,734				19,981,734	2,401,500	3,605,090	6,006,590	3,163,830	(1,982)
20032004	Count				38					94,738
20042005	267	CC07030	CONTRA COSTA COMM COLL DIST	A	1,226,106	48,713	228,926	277,639	212,346	(1,982)
20042005	267	CC09040	LAKE TAHOE COMM COLL DIST	A	61,039	12,912	0	12,912	14,894	(1,982)
20042005	267	CC10225	STATE CENTER COMM COLL DIST	A	612,977	209,931	495,651	705,582	115,193	94,738
20042005	267	CC12145	REDWOODS COMM COLL DIST	A	22,730	37,808	35,885	73,693	24,270	13,538

STATE CONTROLLER'S OFFICE
 DAR - LOCAL REIMBURSEMENT SECTION
 ENROLLMENT FEE COLLECTION, PROGRAM NUMBER 267
 LIST OF CLAIM AMOUNTS AND CLAIM COUNTS FILED
 FOR FISCAL YEARS 1998/1999 THROUGH 2006/2007
 AS OF AUGUST 15, 2007

FISCAL YEAR	CLAIMANT ID	PAYEE NAME	TYPE	CLAIMED AMOUNTS & CLAIMED OFFSETS					CHANCELLORS 2% OFFSET	CLAIMED 2% OFFSET vs CHANCELLORS 2% OFFSET
				CLAIM AMOUNT	CLAIMED 2% OFFSET	CLAIMED WAIVER OFFSET	TOTAL OFFSET	A + B		
20042005	267	CG15095 KERN COMM COLL DIST	A	357,803	139,386	311,083	450,469	97,768	41,618	
20042005	267	CG15255 WEST KERN COMM COLL DIST	A	70,205	11,448	31,389	42,837	9,853	1,595	
20042005	267	CG19080 CERRITOS COMM COLL DIST	A	497,436	109,137	177,977	287,114	96,726	12,411	
20042005	267	CG19090 CTRUS COMM COLL DIST	A	462,325	47,151	91,485	138,636	74,967	(27,816)	
20042005	267	CG19140 EL CAMINO COMM COLL DIST	A	744,120	53,586	173,918	227,504	134,945	(81,359)	
20042005	267	CG19170 GLENDALE COMM COLL DIST	A	48,353	84,704	104,894	189,598	65,951	18,753	
20042005	267	CG19250 LONG BEACH COMM COLL DIST	A	344,399	152,403	20,388	172,791	85,007	67,396	
20042005	267	CG19305 MT SAN ANTONIO COMM COLL DIST	A	125,704	107,461	0	107,461	146,209	(38,748)	
20042005	267	CG19335 PASADENA AREA COMM COLL DIST	A	70,965	136,323	201,645	337,968	142,568	(6,245)	
20042005	267	CG19385 SANTA MONICA COMM COLL DIST	A	1,214,632	74,711	249,227	323,938	191,384	(116,673)	
20042005	267	CG24075 MERCED COMM COLL DIST	A	73,538	51,932	0	51,932	39,957	11,975	
20042005	267	CG27045 HARTNELL COMM COLL DIST	A	58,262	0	0	0	41,355	(41,355)	
20042005	267	CG30035 COAST COMM COLL DIST	A	240,415	139,639	0	139,639	258,323	(118,684)	
20042005	267	CG30105 NORTH ORANGE CO COMM COLL DIST	A	971,676	115,845	334,447	450,292	208,301	(92,456)	
20042005	267	CG31090 SIERRA JOINT COMM COLL DIST	A	236,153	55,748	70,609	126,357	106,943	(51,195)	
20042005	267	CG33075 MT SAN JACINTO COMM COLL DIST	A	165,936	48,536	140,567	189,103	61,220	(12,684)	
20042005	267	CG38095 PALO VERDE COMM COLL DIST	A	947,658	36,537	0	36,537	7,998	28,839	
20042005	267	CG34050 LOS RIOS COMM COLL DIST	A	1,095,641	334,101	570,422	904,523	305,460	28,641	
20042005	267	CG36150 SAN BERNARDINO COMM COLL DIST	A	766,458	107,079	46,497	153,576	76,518	30,561	
20042005	267	CG36175 VICTOR VALLEY COMM COLL DIST	A	268,300	73,823	52,838	126,661	45,104	28,719	
20042005	267	CG37140 MIRACOSTA COMM COLL DIST	A	122,855	65,558	0	65,558	90,336	(24,778)	
20042005	267	CG37140 PALOMAR COMMUNITY COLLEGE DIST	A	648,022	38,296	93,780	132,076	156,726	(118,430)	
20042005	267	CG40055 SAN LUIS OBISPO CO COMM COLL	A	460,688	105,151	0	105,151	70,169	34,982	
20042005	267	CG41100 SAN MATEO CO COMM COLL DIST	A	1,006,747	75,866	216,397	292,263	133,547	(57,661)	
20042005	267	CG42005 ALLAN HANCOCK JOINT COMM COLL	A	70,690	41,991	18,031	60,022	53,324	(11,333)	
20042005	267	CG42105 SANTA BARBARA COMM COLL DIST	A	6,275	0	0	0	89,034	(89,034)	
20042005	267	CG43045 FOOTHILL-DEANZA COMM COLL DIST	A	1,608,218	84,495	142,907	227,402	250,864	(166,369)	
20042005	267	CG43060 GAVILAN JOINT COMM COLL DIST	A	427,505	19,536	16,457	35,993	25,344	(5,808)	
20042005	267	CG43180 WEST VALLEY MISSION COMM COLL	A	1,251,324	37,881	117,774	155,655	116,780	(78,899)	
20042005	267	CG48020 SOLANO CO COMM COLL DIST	A	50,739	38,218	0	38,218	62,456	(24,238)	
20042005	267	CG50150 YOSEMITE COMM COLL DIST	A	193,838	82,891	122,798	205,689	103,019	(20,128)	
20042005	267	CG54035 COLLEGE OF THE SEQUOIAS	A	141,866	64,550	172,650	237,200	43,653	20,897	
20042005	267	CG56105 VENTURA CO COMM COLL DIST	A	250,244	400,632	0	400,632	211,713	188,919	
20042005	267	CG19260 LOS ANGELES COMM COLL DIST	A	2,705,975	397,777	0	397,777	372,686	25,091	
20042005 Total				19,627,817	3,641,756	4,238,642	7,680,398	4,342,611	(700,855)	
20042005 Count				38						

20052006	267	CG07030 CONTRA COSTA COMM COLL DIST	A	1,204,822	46,303	220,017	266,320	228,260	(181,957)
20052006	267	CG08040 LAKE TAHOE COMM COLL DIST	A	63,474	12,588	0	12,588	14,710	(2,122)
20052006	267	CG10225 STATE CENTER COMM COLL DIST	A	535,215	197,461	535,411	732,872	116,642	80,819
20052006	267	CG12145 REDWOODS COMM COLL DIST	A	27,607	35,939	45,260	81,199	22,706	13,233

STATE CONTROLLER'S OFFICE
 DAR - LOCAL REIMBURSEMENT SECTION
 ENROLLMENT FEE COLLECTION, PROGRAM NUMBER 267
 LIST OF CLAIM AMOUNTS AND CLAIM COUNTS FILED
 FOR FISCAL YEARS 1998/1999 THROUGH 2006/2007
 AS OF AUGUST 15, 2007

A CLAIMED AMOUNTS & CLAIMED OFFSETS

FISCAL YEAR	CLAIMANT	PAYEE NAME	TYPE	CLAIM AMOUNT	CLAIMED 2% OFFSET	CLAIMED WAIVER OFFSET	TOTAL OFFSET	A + B	CHANCELLORS 2% OFFSET	CHANCELLORS 2% OFFSET	A - D CLAIMED 2% OFFSET VS CHANCELLORS 2% OFFSET
20052006	267	CC15095	A	755,817	132,491	340,220	472,711	99,312	33,179		
20052006	267	CC19090	A	327,925	44,819	88,943	133,762	74,934	(30,115)		
20052006	267	CC19140	A	498,257	50,935	174,163	225,098	140,961	(90,026)		
20052006	267	CC19170	A	79,339	80,514	108,400	188,914	73,786	6,728		
20052006	267	CC19250	A	231,440	144,866	20,561	165,427	76,689	68,177		
20052006	267	CC19305	A	145,779	102,146	0	102,146	153,166	(51,020)		
20052006	267	CC19335	A	58,167	129,580	125,961	255,541	146,853	(17,273)		
20052006	267	CC19385	A	1,291,585	71,016	257,106	328,122	193,897	(122,881)		
20052006	267	CC24075	A	83,343	51,932	0	51,932	34,044	17,888		
20052006	267	CC30035	A	286,661	132,733	0	132,733	252,276	(119,543)		
20052006	267	CC30105	A	1,346,634	118,851	341,804	460,655	211,464	(92,613)		
20052006	267	CC31090	A	223,691	52,990	75,622	128,612	108,650	(55,660)		
20052006	267	CC33075	A	169,055	46,135	133,373	179,508	64,723	(18,588)		
20052006	267	CC33095	A	932,198	39,398	0	39,398	6,513	32,885		
20052006	267	CC34050	A	0	0	0	0	299,332	(299,332)		
20052006	267	CC36150	A	938,012	101,838	44,019	145,857	78,380	23,458		
20052006	267	CC36175	A	308,792	70,171	55,901	126,072	58,125	12,046		
20052006	267	GG37130	A	171,353	70,724	0	70,724	96,470	(25,746)		
20052006	267	CC37140	A	683,218	36,402	104,826	141,228	158,863	(122,461)		
20052006	267	CC40055	A	1,013,241	72,111	214,235	286,346	76,529	(76,529)		
20052006	267	CC41100	A	11,330	0	0	11,330	97,117	(97,117)		
20052006	267	CC42105	A	450,729	18,570	19,472	38,042	25,513	(6,943)		
20052006	267	CC43060	A	68,436	36,881	0	36,881	63,526	(26,645)		
20052006	267	CC48020	A	254,975	78,790	76,176	154,966	106,542	(27,752)		
20052006	267	CC54035	A	89,129	61,358	128,125	189,483	42,377	18,981		
20052006	267	CG56105	A	263,379	396,895	0	396,895	199,718	197,177		
20052006 Total				12,513,603	2,434,437	3,109,595	5,544,032	3,454,153	(1,019,716)		
20052006 Count	31			1,325,300	0	0	0	211,073	(211,073)		
20062007	267	CC09040	E	55,000	0	0	55,000	13,821	(13,821)		
20062007	267	CC10225	E	588,700	0	0	588,700	111,982	(111,982)		
20062007	267	CC12145	E	30,300	0	0	30,300	18,316	(18,316)		
20062007	267	CC15095	E	831,300	0	0	831,300	93,929	(93,929)		
20062007	267	CC19090	E	360,700	0	0	360,700	67,838	(67,838)		
20062007	267	CC19140	E	548,000	0	0	548,000	128,452	(128,452)		
20062007	267	CC19170	E	87,200	0	0	87,200	67,273	(67,273)		
20062007	267	CC19305	E	80,000	0	0	80,000	151,765	(151,765)		
20062007	267	CC19335	E	63,900	0	0	63,900	137,287	(137,287)		
20062007	267	CC24075	E	70,000	0	0	70,000	35,286	(35,286)		

STATE CONTROLLER'S OFFICE
 DAR - LOCAL REIMBURSEMENT SECTION
 ENROLLMENT FEE COLLECTION, PROGRAM NUMBER 267
 LIST OF CLAIM AMOUNTS AND CLAIM COUNTS FILED
 FOR FISCAL YEARS 1998/1999 THROUGH 2006/2007
 AS OF AUGUST 15, 2007

FISCAL YEAR	PROGRAM	CLAIMANT ID	PAYEE NAME	TYPE	CLAIMED AMOUNTS & CLAIMED OFFSETS					CHANCELLORS 2% OFFSET	CHANCELLORS 2% OFFSET	A-D CLAIMED 2% OFFSET vs CHANCELLORS 2% OFFSET
					CLAIM AMOUNT	CLAIMED 2% OFFSET	CLAIMED	WAIVER OFFSET	TOTAL OFFSET			
2006/2007	267	CC30035	COAST COMM COLL DIST	E	100,000	0	0	0	0	0	239,764	(239,764)
2006/2007	267	CC30105	NORTH ORANGE CO COMM COLL DIST	E	1,481,200	0	0	0	0	0	196,898	(196,898)
2006/2007	267	CC31090	SIERRA JOINT COMM COLL DIST	E	246,000	0	0	0	0	0	109,335	(109,335)
2006/2007	267	CC36150	SAN BERNARDINO COMM COLL DIST	E	1,031,800	0	0	0	0	0	74,755	(74,755)
2006/2007	267	CC37130	MIRACOSTA COMM COLL DIST	E	150,000	0	0	0	0	0	88,700	(88,700)
2006/2007	267	CC37140	PALOMAR COMMUNITY COLLEGE DIST	E	751,500	0	0	0	0	0	140,679	(140,679)
2006/2007	267	CC41100	SAN MATEO CO COMM COLL DIST	E	1,114,500	0	0	0	0	0	116,757	(116,757)
2006/2007	267	CC42105	SANTA BARBARA COMM COLL DIST	E	10,800	0	0	0	0	0	92,534	(92,534)
2006/2007	267	CC43060	GAVILAN JOINT COMM COLL DIST	E	495,800	0	0	0	0	0	24,678	(24,678)
2006/2007	267	CC48020	SOLANO CO COMM COLL DIST	E	45,000	0	0	0	0	0	66,067	(66,067)
2006/2007	267	CC50150	YOSEMITE COMM COLL DIST	E	280,400	0	0	0	0	0	96,163	(96,163)
2006/2007	267	CC54035	COLLEGE OF THE SEQUOIAS	E	98,000	0	0	0	0	0	39,485	(39,485)
2006/2007 Total					9,845,400	-	-	-	-	-	2,322,837	(2,322,837)
2006/2007 Count					23							

Grand Total 150,773,466 16,860,955 20,923,899 37,149,273 17,874,473 (1,013,518)

Grand Count 316

NOTE: NO DESCRIPTION OF OFFSET IN CLAIM

* Comparison of Chancellors (2%) vs Claimed 2% was not a close. Differences were consistent.

STATE CONTROLLER'S OFFICE
 DAR - LOCAL REIMBURSEMENT SECTION
 ENROLLMENT FEE COLLECTION, PROGRAM NUMBER 267
 LIST OF CLAIM AMOUNTS AND CLAIM OFFSETS FILED
 FOR FISCAL YEARS 1998/1999 THROUGH 2006/2007
 CLAIMED 2% OFFSET VS BFAP (2%)
 January 16, 2008

FISCAL YEAR	PROGRAM	CLAIMANT ID	PAYEE NAME	TYPE	CLAIMED AMOUNTS & CLAIMED OFFSETS					BFAP (2%)	CLAIMED 2% OFFSET VS BFAP (2%)
					CLAIM AMOUNT	CLAIMED 2% OFFSET	CLAIMED WAIVER OFFSET	TOTAL OFFSET	A+B		
19981999	267	CC42005	ALLAN HANCOCK JOINT COMM COLL	A	58,704	16,375	0	16,375	16,375	16,375	0
19981999	267	CC19080	CERRITOS COMM COLL DIST	A	447,289	36,202	0	36,202	36,202	36,202	0
19981999	267	CC19090	CITRUS COMM COLL DIST	A	296,515	15,807	0	15,807	15,807	15,807	0
19981999	267	CC54035	COLLEGE OF THE SEQUOIAS	A	51,883	24,589	23,479	48,068	48,068	0	24,589
19981999	267	CC07030	CONTRA COSTA COMM COLL DIST	A	923,233	244,004	38,430	282,434	282,434	38,430	205,574
19981999	267	CC19140	EL CAMINO COMM COLL DIST	A	369,559	36,167	0	36,167	36,167	36,167	0
19981999	267	CC43045	FOOTHILL-DEANZA COMM COLL DIST	A	977,145	53,581	0	53,581	53,581	53,581	0
19981999	267	CC43060	GAVILAN JOINT COMM COLL DIST	A	285,040	5,803	0	5,803	5,803	5,803	0
19981999	267	CC19170	GLENDALE COMM COLL DIST	A	58,655	25,919	0	25,919	25,919	25,919	0
19981999	267	CC15095	KERN COMM COLL DIST	A	166,390	38,351	0	38,351	38,351	38,351	0
19981999	267	CC09040	LAKE TAHOE COMM COLL DIST	A	40,593	8,643	0	8,643	8,643	4,172	4,471
19981999	267	CC19250	LONG BEACH COMM COLL DIST	A	184,422	45,940	0	45,940	45,940	45,940	0
19981999	267	CC19260	LOS ANGELES COMM COLL DIST	A	891,030	203,829	0	203,829	203,829	203,829	0
19981999	267	CC34050	LOS RIOS COMM COLL DIST	A	779,016	63,923	0	63,923	63,923	63,923	0
19981999	267	CC37130	MIRACOSTA COMM COLL DIST	A	49,037	22,903	0	22,903	22,903	9,156	13,747
19981999	267	CC33075	MT SAN JACINTO COMM COLL DIST	A	108,722	10,215	0	10,215	10,215	10,215	0
19981999	267	CC30105	NORTH ORANGE CO COMM COLL DIST	A	786,211	42,803	0	42,803	42,803	42,803	0
19981999	267	CC37140	PALO VERDE COMM COLL DIST	A	373,584	7,624	0	7,624	7,624	1,531	6,093
19981999	267	CC31935	PALOMAR COMMUNITY COLLEGE DIST	A	321,701	84,598	22,321	106,919	106,919	22,321	62,277
19981999	267	CC19335	PASADENA AREA COMM COLL DIST	A	115,839	38,204	0	38,204	38,204	38,204	0
19981999	267	CC12145	REDWOODS COMM COLL DIST	A	12,646	16,052	0	16,052	16,052	16,052	0
19981999	267	CC36150	SAN BERNARDINO COMM COLL DIST	A	762,967	32,576	0	32,576	32,576	32,576	0
19981999	267	CC40055	SAN LUIS OBISPO CO COMM COLL	A	403,267	13,545	0	13,545	13,545	13,545	0
19981999	267	CC41100	SAN MATEO CO COMM COLL DIST	A	605,729	144,946	22,371	167,317	167,317	22,371	13,545
19981999	267	CC31090	SIERRA JOINT COMM COLL DIST	A	213,963	34,240	0	34,240	34,240	34,240	0
19981999	267	CC31025	SOLANO CO COMM COLL DIST	A	11,824	14,761	0	14,761	14,761	14,761	0
19981999	267	CC10225	STATE CENTER COMM COLL DIST	A	256,995	21,173	0	21,173	21,173	13,143	8,030
19981999	267	CC56105	VENTURA CO COMM COLL DIST	A	132,165	67,247	0	67,247	67,247	67,247	0
19981999	267	CC36175	VICTOR VALLEY COMM COLL DIST	A	214,885	97,751	0	97,751	97,751	38,545	59,206
19981999	267	CC15255	WEST KERN COMM COLL DIST	A	22,185	16,466	0	16,466	16,466	16,466	0
19981999	267	CC43180	WEST VALLEY MISSION COMM COLL	A	1,007,783	2,510	0	2,510	2,510	2,510	0
19981999	267	CC50150	YOSEMITE COMM COLL DIST	A	152,404	23,423	0	23,423	23,423	23,423	0
19981999	Total				12,050,951	25,113	0	25,113	25,113	25,113	0
19981999	Count				33	1,535,283	106,601	1,641,884	1,641,884	814,347	723,936
19992000	267	CC42005	ALLAN HANCOCK JOINT COMM COLL	A	72,774	16,609	14,083	30,692	30,692	16,609	0
19992000	267	CC19080	CERRITOS COMM COLL DIST	A	543,511	35,648	113,801	149,449	149,449	35,648	0
19992000	267	CC19090	CITRUS COMM COLL DIST	A	368,758	11,107	44,164	55,271	55,271	11,107	0
19992000	267	CC54035	COLLEGE OF THE SEQUOIAS	A	95,888	23,579	95,856	119,435	119,435	0	23,579
19992000	267	CC07030	CONTRA COSTA COMM COLL DIST	A	1,039,494	35,233	122,142	157,375	157,375	35,233	0

STATE CONTROLLER'S OFFICE
 DAR - LOCAL REIMBURSEMENT SECTION
 ENROLLMENT FEE COLLECTION, PROGRAM NUMBER 267
 LIST OF CLAIM AMOUNTS AND CLAIM OFFSETS FILED
 FOR FISCAL YEARS 1998/1999 THROUGH 2006/2007
 CLAIMED 2% OFFSET VS BFAP (2%)
 January 16, 2008

FISCAL YEAR	PROGRAM	CLAIMANT ID	PAYEE NAME	TYPE	CLAIMED AMOUNTS & CLAIMED OFFSETS					CLAIMED 2% OFFSET VS BFAP (2%)
					CLAIM AMOUNT	CLAIMED 2% OFFSET	CLAIMED WAIVER OFFSET	A + B TOTAL OFFSET	BFAP (2%)	
19992000	267	CC-19140	EL CAMINO COMM COLL DIST	A	593,817	34,629	113,869	148,498	34,629	0
19992000	267	CC-43045	FOOTHILL-DEANZA COMM COLL DIST	A	1,103,572	45,682	58,469	104,151	45,682	0
19992000	267	CC-43060	GAVILAN JOINT COMM COLL DIST	A	319,563	5,448	11,361	16,809	5,448	0
19992000	267	CC-19170	GLENDALE COMM COLL DIST	A	75,108	22,888	47,544	70,432	22,888	0
19992000	267	CC-19080	GROSSMOUNT-CUYAMACA COMM COLL	A	98,823	141,933	0	141,933	33,004	108,929
19992000	267	CC-15095	KERN COMM COLL DIST	A	312,405	37,640	157,654	195,294	37,640	0
19992000	267	CC-09040	LAKE TAHOE COMM COLL DIST	A	41,319	7,690	0	7,690	3,939	3,751
19992000	267	CC-19250	LONG BEACH COMM COLL DIST	A	222,557	43,233	14,478	57,711	43,233	0
19992000	267	CC-19260	LOS ANGELES COMM COL DIST	A	2,132,309	196,041	0	196,041	0	196,041
19992000	267	CC-34050	LOS RIOS COMM COLL DIST	A	924,949	75,176	234,309	309,485	75,176	0
19992000	267	CC-33075	MIRACOSTA COMM COLL DIST	A	50,623	23,763	0	23,763	8,019	15,744
19992000	267	CC-33075	MT SAN JACINTO COMM COLL DIST	A	301,533	10,338	55,464	65,802	10,338	0
19992000	267	CC-30105	NORTH ORANGE CO COMM COLL DIST	A	909,655	42,290	122,875	165,165	42,290	0
19992000	267	CC-37140	PALO VERDE COMM COLL DIST	A	536,792	17,216	0	17,216	1,304	15,912
19992000	267	CC-19335	PALOMAR COMMUNITY COLLEGE DIST	A	373,619	20,131	17,511	37,642	20,131	0
19992000	267	CC-30125	PASADENA AREA COMM COLL DIST	A	161,818	36,877	38,121	74,998	36,877	0
19992000	267	CC-12145	RANCHO SANTAGO COMM COLL DIST	A	6,662	0	0	0	0	0
19992000	267	CC-12145	REDWOODS COMM COLL DIST	A	29,922	14,918	23,150	38,068	14,918	0
19992000	267	CC-36150	SAN BERNARDINO COMM COLL DIST	A	863,283	32,875	25,465	58,340	32,875	0
19992000	267	CC-40055	SAN LUIS OBISPO CO COMM COLL	A	460,427	78,754	0	78,754	14,148	64,606
19992000	267	CC-41100	SAN MATEO CO COMM COLL DIST	A	721,495	18,962	73,669	92,631	18,962	0
19992000	267	CC-19385	SANTA MONICA COMM COLL DIST	A	1,374,833	37,495	126,883	164,378	37,495	0
19992000	267	CC-31090	SIERRA JOINT COMM COLL DIST	A	231,745	15,639	34,856	50,495	15,639	0
19992000	267	CC-30020	SOLANO CO COMM COLL DIST	A	66,400	38,428	0	38,428	11,854	26,574
19992000	267	CC-10225	STATE CENTER COMM COLL DIST	A	334,165	63,220	181,175	244,395	63,220	0
19992000	267	CC-51055	VENTURA CO COMM COLL DIST	A	193,919	232,290	0	232,290	36,338	195,952
19992000	267	CC-36175	VICTOR VALLEY COMM COLL DIST	A	249,424	16,623	32,554	49,177	16,623	0
19992000	267	CC-15255	WEST KERN COMM COLL DIST	A	58,033	2,183	12,349	14,532	0	2,183
19992000	267	CC-43180	WEST VALLEY MISSION COMM COLL	A	1,271,553	20,329	75,345	95,674	7,187	13,142
19992000	267	CC-50150	YOSEMITE COMM COLL DIST	A	193,400	24,559	63,866	88,425	24,559	0
19992000	267	CC-42005	ALLAN HANCOCK JOINT COMM COLL	A	79,403	18,364	12,238	30,602	18,364	0
19992000	267	CC-19080	CERRITOS COMM COLL DIST	A	620,263	37,121	114,133	151,254	37,121	0
20002001	267	CC-19090	CITRUS COMM COLL DIST	A	393,117	15,182	47,542	62,724	15,182	0
20002001	267	CC-30035	COAST COMM COLL DIST	A	171,592	48,150	0	48,150	48,150	0
20002001	267	CC-54035	COLLEGE OF THE SEQUOIAS	A	103,765	23,928	77,672	101,600	0	23,928
20002001	267	CC-07030	CONTRAMA COSTA COMM COLL DIST	A	1,104,033	33,229	128,380	161,609	33,229	0
20002001	267	CC-19140	EL CAMINO COMM COLL DIST	A	681,172	30,077	85,371	115,448	30,077	0
20002001	267	CC-43045	FOOTHILL-DEANZA COMM COLL DIST	A	1,172,241	27,062	67,685	94,747	27,062	0
19992000	Count				16,334,148	1,479,426	1,911,013	3,390,439	813,013	666,413
19992000	Count				35					

STATE CONTROLLER'S OFFICE
 DAR - LOCAL REIMBURSEMENT SECTION
 ENROLLMENT FEE COLLECTION, PROGRAM NUMBER 267
 LIST OF CLAIM AMOUNTS AND CLAIM OFFSETS FILED
 FOR FISCAL YEARS 1998/1999 THROUGH 2006/2007
 CLAIMED 2% OFFSET VS BFAP (2%)
 January 16, 2008

FISCAL YEAR	PROGRAM	CLAIMANT ID	PAYEE NAME	TYPE	CLAIMED AMOUNTS & CLAIMED OFFSETS			BFAP (2%)	CLAIMED 2% OFFSET VS BFAP (2%)
					CLAIM AMOUNT	CLAIMED 2% OFFSET	CLAIMED WAIVER OFFSET		

					A + B			C		D		E	
					CLAIM AMOUNT	CLAIMED 2% OFFSET	CLAIMED WAIVER OFFSET	TOTAL OFFSET	BFAP (2%)	CLAIMED 2% OFFSET VS BFAP (2%)	BFAP (2%)	CLAIMED 2% OFFSET VS BFAP (2%)	
20002001	267	CC43060	GAVILAN JOINT COMM COLL DIST	A	432,543	5,194	12,001	17,195	5,194	0	0	0	
20002001	267	CC19170	GLENDALE COMM COLL DIST	A	89,660	22,776	54,038	76,814	22,776	0	0	0	
20002001	267	CC37080	GROSSMOUNT-CUYAMACA COMM COLL	A	116,461	160,227	0	160,227	31,916	128,311	0	0	
20002001	267	CC15095	KERN COMM COLL DIST	A	295,945	43,809	180,364	224,173	43,809	0	0	0	
20002001	267	CC09040	LAKE TAHOE COMM COLL DIST	A	48,526	6,054	0	6,054	1,904	4,150	0	0	
20002001	267	CC19260	LONG BEACH COMM COLL DIST	A	231,926	54,419	16,811	71,230	54,419	0	0	0	
20002001	267	CC19260	LOS ANGELES COMM COL DIST	A	2,611,116	200,304	0	200,304	0	200,304	0	0	
20002001	267	CC34050	LOS RIOS COMM COLL DIST	A	1,019,289	76,965	245,427	322,392	76,965	0	0	0	
20002001	267	GC24075	MERCED COMM COLL DIST	A	37,768	19,336	0	19,336	19,336	0	0	0	
20002001	267	CC37130	MIRACOSTA COMM COLL DIST	A	66,021	24,541	0	24,541	6,364	18,177	0	0	
20002001	267	CC19305	MT SAN ANTONIO COMM COLL DIST	A	111,645	34,719	0	34,719	34,719	0	0	0	
20002001	267	CC33075	MT SAN JACINTO COMM COLL DIST	A	232,012	12,267	70,069	82,336	12,267	0	0	0	
20002001	267	CC30105	NORTH ORANGE CO COMM COLL DIST	A	1,075,486	45,177	152,757	197,934	45,177	0	0	0	
20002001	267	CC39955	PALO VERDE COMM COLL DIST	A	540,519	17,816	0	17,816	1,589	16,227	0	0	
20002001	267	CC37140	PALOMAR COMMUNITY COLLEGE DIST	A	537,109	13,841	38,326	52,167	13,841	0	0	0	
20002001	267	CC19335	PASADENA AREA COMM COLL DIST	A	140,647	41,659	45,812	87,471	41,659	0	0	0	
20002001	267	CC30125	RANCHO SANTIAGO COMM COLL DIST	A	8,770	0	0	0	0	0	0	0	
20002001	267	CC12145	REDWOODS COMM COLL DIST	A	35,368	15,587	23,013	38,600	15,587	0	0	0	
20002001	267	CC36150	SAN BERNARDINO COMM COLL DIST	A	983,761	36,790	31,206	67,996	36,790	0	0	0	
20002001	267	CC40055	SAN LUIS OBISPO CO COMM COLL	A	450,741	78,754	0	78,754	14,929	63,825	0	0	
20002001	267	CC41100	SAN MATEO CO COMM COLL DIST	A	762,776	18,024	89,402	107,426	18,024	0	0	0	
20002001	267	CC42105	SANTA BARBARA COMM COLL DIST	A	4,751	0	0	0	0	0	0	0	
20002001	267	CC19385	SANTA MONICA COMM COLL DIST	A	1,378,257	33,261	154,060	187,321	33,261	0	0	0	
20002001	267	CC31090	SIERRA JOINT COMM COLL DIST	A	244,008	16,230	41,903	58,133	16,230	0	0	0	
20002001	267	CC48020	SOLANO CO COMM COLL DIST	A	66,744	37,592	0	37,592	11,763	25,829	0	0	
20002001	267	CC10225	STATE CENTER COMM COLL DIST	A	398,149	66,746	235,210	301,956	66,746	0	0	0	
20002001	267	CC56105	VENTURA CO COMM COLL DIST	A	246,484	239,433	0	239,433	39,733	199,700	0	0	
20002001	267	CC36175	VICTOR VALLEY COMM COLL DIST	A	285,715	18,606	38,580	57,186	18,606	0	0	0	
20002001	267	CC15285	WEST KERN COMM COLL DIST	A	64,161	2,241	14,458	16,699	2,241	0	0	0	
20002001	267	CC43180	WEST VALLEY MISSION COMM COLL	A	1,291,874	19,532	71,237	90,769	19,532	0	0	0	
20002001	267	CC50150	YOSEMITE COMM COLL DIST	A	207,524	26,474	70,611	97,085	26,474	0	0	0	
20002001	Total				18,341,342	1,621,487	2,118,306	3,739,793	941,036	680,451	0	0	
20002001	Count				39								
20012002	267	CC42005	ALLAN HANCOCK JOINT COMM COLL	A	86,855	16,233	15,991	32,224	0	16,233	0	0	
20012002	267	CC19080	CERRITOS COMM COLL DIST	A	700,208	35,950	124,354	160,304	0	35,950	0	0	
20012002	267	CC19090	CITRUS COMM COLL DIST	A	450,467	13,850	63,685	77,535	0	13,850	0	0	
20012002	267	CC30835	COAST COMM COLL DIST	A	232,475	42,228	0	42,228	0	42,228	0	0	
20012002	267	CC54035	COLLEGE OF THE SEQUOIAS	A	109,359	21,609	114,421	136,030	0	21,609	0	0	
20012002	267	CC07030	CONTRA COSTA COMM COLL DIST	A	1,237,918	378,643	256,938	0	19,166	359,477	0	0	
20012002	267	CC19140	EL CAMINO COMM COLL DIST	A	725,781	25,349	111,266	136,615	0	25,349	0	0	

STATE CONTROLLER'S OFFICE
 DAR - LOCAL REIMBURSEMENT SECTION
 ENROLLMENT FEE COLLECTION, PROGRAM NUMBER 267
 LIST OF CLAIM AMOUNTS AND CLAIM OFFSETS FILED
 FOR FISCAL YEARS 1998/1999 THROUGH 2006/2007
 CLAIMED 2% OFFSET VS BFAP (2%)
 January 16, 2008

FISCAL YEAR	PROGRAM	CLAIMANT ID	PAYEE NAME	TYPE	CLAIMED AMOUNTS & CLAIMED OFFSETS					BFAP (2%)	CLAIMED 2% OFFSET VS BFAP (2%)
					CLAIM AMOUNT	CLAIMED 2% OFFSET	CLAIMED WAIVER OFFSET	TOTAL OFFSET	A+B		
20012002	267	CC43045	FOOTHILL-DEANZA COMM COLL DIST	A	1,419,345	21,054	68,779	89,833	0	21,054	
20012002	267	CC43060	GAVILAN JOINT COMM COLL DIST	A	407,017	5,036	13,766	18,802	0	5,036	
20012002	267	CC19170	GLENDALE COMM COLL DIST	A	111,270	23,663	77,753	101,416	0	23,663	
20012002	267	CC37880	GROSSMOUNT-CUYAMACA COMM COLL	A	148,514	151,863	0	151,863	0	123,874	
20012002	267	CC15095	KERN COMM COLL DIST	A	386,203	36,360	242,015	278,375	0	36,360	
20012002	267	CC09040	LAKE TAHOE COMM COLL DIST	A	54,678	6,376	0	6,376	0	5,197	
20012002	267	CC19250	LONG BEACH COMM COLL DIST	A	266,136	52,741	20,731	73,472	3,428	49,313	
20012002	267	CC19250	LOS ANGELES COMM COL DIST	A	2,952,035	216,180	0	216,180	205,524	10,656	
20012002	267	CC34050	LOS RIOS COMM COLL DIST	A	1,212,006	73,469	383,546	457,015	0	73,469	
20012002	267	CC34050	MERCED COMM COLL DIST	A	51,955	14,533	0	14,533	0	14,533	
20012002	267	CC37140	MIRACOSTA COMM COLL DIST	A	101,665	24,896	0	24,896	0	19,318	
20012002	267	CC19305	MT SAN ANTONIO COMM COLL DIST	A	148,411	29,671	0	29,671	5,578	29,671	
20012002	267	CC33075	MT SAN JACINTO COMM COLL DIST	A	190,139	11,839	85,078	96,917	0	11,839	
20012002	267	CC30105	NORTH ORANGE CO COMM COLL DIST	A	1,178,055	37,750	224,630	262,380	0	37,750	
20012002	267	CC33075	PALO VERDE COMM COLL DIST	A	691,725	25,230	0	25,230	1,465	23,765	
20012002	267	CC37140	PALOMAR COMMUNITY COLLEGE DIST	A	629,740	3,775	41,331	45,106	0	3,775	
20012002	267	CC19335	PASADENA AREA COMM COLL DIST	A	109,669	58,106	52,352	110,458	0	58,106	
20012002	267	CC30125	RANCHO SANTIAGO COMM COLL DIST	A	20,368	28,613	0	28,613	0	28,613	
20012002	267	CC12145	REDWOODS COMM COLL DIST	A	50,212	13,083	32,802	45,885	0	13,083	
20012002	267	CC36150	SAN BERNARDINO COMM COLL DIST	A	873,623	23,010	36,272	59,282	0	23,010	
20012002	267	CC40955	SAN LUIS OBISPO CO COMM COLL	A	397,975	73,157	0	73,157	0	59,805	
20012002	267	CC41100	SANTA MATEO CO COMM COLL DIST	A	803,525	15,881	106,091	121,972	0	15,881	
20012002	267	CC42105	SANTA BARBARA COMM COLL DIST	A	5,516	0	0	0	0	0	
20012002	267	CC19385	SANTA MONICA COMM COLL DIST	A	1,422,003	27,232	162,616	189,848	0	27,232	
20012002	267	CC31090	SIERRA JOINT COMM COLL DIST	A	248,405	15,234	45,882	61,116	0	15,234	
20012002	267	CC38020	SOLANO CO COMM COLL DIST	A	34,974	35,645	0	35,645	0	25,148	
20012002	267	CC10225	STATE CENTER COMM COLL DIST	A	482,825	62,206	293,364	355,570	0	62,206	
20012002	267	CC36105	VENTURA CO COMM COLL DIST	A	273,989	266,116	0	266,116	33,028	233,088	
20012002	267	CC36175	VICTOR VALLEY COMM COLL DIST	A	340,673	17,039	44,784	61,823	0	17,039	
20012002	267	CC15255	WEST KERN COMM COLL DIST	A	67,789	2,662	15,633	18,295	0	2,662	
20012002	267	CC43180	WEST VALLEY MISSION COMM COLL	A	1,446,930	16,241	75,115	91,356	0	16,241	
20012002	267	CC50150	YOSEMITE COMM COLL DIST	A	235,197	23,029	74,591	97,620	0	23,029	
20012002	Total				20,305,630	1,945,552	2,783,786	4,093,757	321,206	1,624,346	
20012002	Count				39						
20022003	267	CC42005	ALLAN HANCOCK JOINT COMM COLL	A	94,574	15,896	14,899	30,795	15,896	0	
20022003	267	CC19080	CERRITOS COMM COLL DIST	A	694,899	34,964	140,267	175,231	34,964	0	
20022003	267	CC19090	CITRUS COMM COLL DIST	A	490,587	14,292	75,407	89,699	14,292	0	
20022003	267	CC30035	COAST COMM COLL DIST	A	263,745	90,751	43,081	133,832	43,081	47,670	
20022003	267	CC34035	COLLEGE OF THE SEQUOIAS	A	109,067	21,434	118,831	140,265	0	21,434	
20022003	267	CC07030	CONTRA COSTA COMM COLL DIST	A	1,362,861	18,523	125,791	144,314	18,523	0	

STATE CONTROLLER'S OFFICE
DAR - LOCAL REIMBURSEMENT SECTION
ENROLLMENT FEE COLLECTION, PROGRAM NUMBER 267
LIST OF CLAIM AMOUNTS AND CLAIM OFFSETS FILED
FOR FISCAL YEARS 1998/1999 THROUGH 2006/2007
CLAIMED 2% OFFSET VS BFAP (2%)
January 16, 2008

FISCAL YEAR	PROGRAM	CLAIMANT ID	PAYEE NAME	TYPE	CLAIMED AMOUNTS & CLAIMED OFFSETS				BFAP (2%)	CLAIMED 2% OFFSET VS BFAP (2%)
					CLAIM AMOUNT	CLAIMED 2% OFFSET	CLAIMED WAIVER OFFSET	A + B TOTAL OFFSET		
20022003		267	CC19140 EL CAMINO COMM COLL DIST	A	961,439	21,786	129,397	151,183	21,786	0
20022003		267	CC43045 FOOHILL-DEANZA COMM COLL DIST	A	1,606,442	19,975	88,409	108,384	19,975	0
20022003		267	CC43060 GAVILAN JOINT COMM COLL DIST	A	416,579	4,604	20,492	25,096	4,604	0
20022003		267	CC19170 GLENDALE COMM COLL DIST	A	112,880	40,144	93,140	133,284	40,144	0
20022003		267	CC37080 GROSSMOUNT-CUYAMACA COMM COLL	A	112,903	179,473	0	179,473	26,363	153,110
20022003		267	CC27045 HARTNELL COMM COLL DIST	A	11,456	0	0	0	0	0
20022003		267	CC15095 KERN COMM COLL DIST	A	424,879	37,849	281,932	319,781	37,849	0
20022003		267	CC09040 LAKE TAHOE COMM COLL DIST	A	66,513	6,685	0	6,685	1,633	5,052
20022003		267	CC19250 LONG BEACH COMM COLL DIST	A	328,195	48,901	25,410	74,311	48,901	0
20022003		267	CC19260 LOS ANGELES COMM COLL DIST	A	2,950,953	219,899	0	219,899	184,448	35,451
20022003		267	CC34050 LOS RIOS COMM COLL DIST	A	1,340,197	78,534	421,036	499,570	78,534	0
20022003		267	CC24075 MERCED COMM COLL DIST	A	78,339	22,648	0	22,648	22,648	0
20022003		267	CC37130 MIRACOSTA COMM COLL DIST	A	125,152	23,581	0	23,581	5,826	17,755
20022003		267	CC19805 MT SAN ANTONIO COMM COLL DIST	A	174,095	31,113	0	31,113	31,113	0
20022003		267	CC33075 MT SAN JACINTO COMM COLL DIST	A	312,248	12,738	94,317	107,055	12,738	0
20022003		267	CC30105 NORTH ORANGE CO COMM COLL DIST	A	1,096,331	61,633	239,124	300,757	61,633	0
20022003		267	CC30955 PALO VERDE COMM COLL DIST	A	886,149	33,496	0	33,496	1,550	31,946
20022003		267	CC37140 PALOMAR COMMUNITY COLLEGE DIST	A	593,337	13,864	45,634	59,498	13,864	0
20022003		267	CC19335 PASADENA AREA COMM COLL DIST	A	128,785	36,430	74,789	111,219	36,430	0
20022003		267	CC30125 RANCHO SANTIAGO COMM COLL DIST	A	17,068	30,553	0	30,553	30,553	0
20022003		267	CC12145 REDWOODS COMM COLL DIST	A	53,878	12,432	41,250	53,682	12,432	0
20022003		267	CC36150 SAN BERNARDINO COMM COLL DIST	A	946,544	23,842	40,348	64,190	23,842	0
20022003		267	CC40055 SAN LUIS OBISPO CO COMM COLL	A	380,932	79,296	0	79,296	14,873	64,423
20022003		267	CC41100 SAN MATEO CO COMM COLL DIST	A	980,070	16,874	123,813	140,687	16,874	0
20022003		267	CC42105 SANTA BARBARA COMM COLL DIST	A	6,787	0	0	0	0	0
20022003		267	CC19385 SANTA MONICA COMM COLL DIST	A	1,386,402	29,094	159,365	188,459	29,094	0
20022003		267	CC31090 SIERRA JOINT COMM COLL DIST	A	256,981	14,747	50,349	65,096	14,747	0
20022003		267	CC48020 SOLANO CO COMM COLL DIST	A	33,760	37,384	0	37,384	9,307	28,077
20022003		267	CC10225 STATE CENTER COMM COLL DIST	A	533,651	122,624	361,209	483,833	122,624	0
20022003		267	CC36105 VENTURA CO COMM COLL DIST	A	330,806	284,048	0	284,048	34,193	249,855
20022003		267	CC36175 VICTOR VALLEY COMM COLL DIST	A	329,260	21,180	50,695	71,875	21,180	0
20022003		267	CC15255 WEST KERN COMM COLL DIST	A	81,111	2,773	19,454	22,227	2,773	0
20022003		267	CC43180 WEST VALLEY MISSION COMM COLL	A	1,442,056	13,453	90,113	103,566	13,453	0
20022003		267	CC50150 YOSEMITE COMM COLL DIST	A	250,940	24,001	82,314	106,315	24,001	0
20022003	Total				21,772,841	1,801,514	3,050,866	4,852,380	1,146,741	654,773
20022003	Count				40					
20032004		267	CC42005 ALLAN HANCOCK JOINT COMM COLL	A	88,758	29,406	16,284	45,690	29,406	0
20032004		267	CC19080 CERRITOS COMM COLL DIST	A	780,577	69,659	93,608	163,267	69,659	0
20032004		267	CC19090 CITRUS COMM COLL DIST	A	403,523	25,251	73,447	98,698	25,251	0
20032004		267	CC30035 COAST COMM COLL DIST	A	203,861	86,875	0	86,875	86,875	0

STATE CONTROLLER'S OFFICE
 DAR - LOCAL REIMBURSEMENT SECTION
 ENROLLMENT FEE COLLECTION, PROGRAM NUMBER 267
 LIST OF CLAIM AMOUNTS AND CLAIM OFFSETS FILED
 FOR FISCAL YEARS 1998/1999 THROUGH 2006/2007
 CLAIMED 2% OFFSET VS BFAP (2%)

January 16, 2008

FISCAL YEAR	CLAIMANT ID	PAYEE NAME	TYPE	CLAIM AMOUNT	CLAIMED AMOUNTS & CLAIMED OFFSETS			BFAP (%)	A - D CLAIMED 2% OFFSET VS BFAP (2%)
					CLAIMED 2% OFFSET	CLAIMED WAIVER OFFSET	A + B TOTAL OFFSET		
20032004	267	CC54035	A	90,441	41,540	150,680	192,220	0	41,540
20032004	267	CC07030	A	1,423,391	48,963	116,190	165,153	48,963	0
20032004	267	CC19140	A	791,473	41,750	149,122	190,872	41,750	0
20032004	267	CC43045	A	1,608,424	37,237	112,898	150,135	37,237	0
20032004	267	CC43060	A	412,966	13,194	21,318	34,512	13,194	0
20032004	267	CC19170	A	94,658	54,701	97,403	152,104	54,701	0
20032004	267	CC27045	A	28,785	0	0	0	0	0
20032004	267	CC15095	A	387,242	90,847	301,541	392,388	90,847	0
20032004	267	CC09040	A	59,170	9,433	0	9,433	3,355	6,078
20032004	267	CC19250	A	285,279	95,125	22,573	117,698	95,125	0
20032004	267	CC19260	A	2,685,093	299,953	0	299,953	0	299,953
20032004	267	CC34050	A	1,274,847	158,465	605,376	763,841	158,465	0
20032004	267	CC34075	A	72,234	32,967	0	32,967	32,967	0
20032004	267	CC37130	A	113,632	47,614	0	47,614	11,390	36,224
20032004	267	CC19305	A	155,267	60,899	0	60,899	60,899	0
20032004	267	CC33075	A	246,269	22,661	105,341	128,002	22,661	0
20032004	267	CC30105	A	1,070,896	66,553	266,303	332,856	66,553	0
20032004	267	CC33095	A	863,322	43,930	0	43,930	4,469	39,461
20032004	267	CC37140	A	608,885	27,078	66,969	94,047	27,078	0
20032004	267	CC19335	A	101,938	101,938	184,318	286,256	71,451	30,487
20032004	267	CC12145	A	40,357	22,668	44,611	67,279	22,668	0
20032004	267	CC36150	A	739,923	54,434	40,149	94,583	54,434	0
20032004	267	CC30555	A	289,160	86,361	0	86,361	24,670	61,691
20032004	267	CC41100	A	813,989	35,734	180,971	216,705	35,734	0
20032004	267	CC42105	A	7,868	0	0	0	0	0
20032004	267	CC19385	A	1,189,375	54,837	178,205	233,042	54,837	0
20032004	267	CC31090	A	245,127	29,878	59,130	89,008	29,878	0
20032004	267	CC36020	A	42,096	37,999	0	37,999	17,985	20,014
20032004	267	CC10225	A	599,538	128,454	417,696	546,150	128,454	0
20032004	267	CC36165	A	315,249	332,444	0	332,444	70,222	262,222
20032004	267	CC36175	A	284,792	35,427	50,619	86,046	35,427	0
20032004	267	CC15255	A	65,520	5,271	25,430	30,701	5,271	0
20032004	267	CC43180	A	1,276,922	25,328	93,198	118,526	25,328	0
20032004	267	CC50150	A	220,887	46,626	131,710	178,336	46,626	0
20032004 Total				19,981,734	2,401,500	3,605,090	6,006,590	1,603,830	797,670
20032004 Count				38					
20042005	267	CC42005	A	70,690	41,991	18,031	60,022	41,991	0
20042005	267	CC19080	A	497,436	109,137	177,977	287,114	109,137	0
20042005	267	CC19090	A	462,325	47,151	91,485	138,636	47,151	0
20042005	267	CC30035	A	240,415	139,639	0	139,639	139,639	0

STATE CONTROLLER'S OFFICE
DAR - LOCAL REIMBURSEMENT SECTION
ENROLLMENT FEE COLLECTION, PROGRAM NUMBER 267
LIST OF CLAIM AMOUNTS AND CLAIM OFFSETS FILED
FOR FISCAL YEARS 1998/1999 THROUGH 2006/2007
CLAIMED 2% OFFSET VS BFAP (2%)
January 16, 2008

FISCAL YEAR	PROGRAM	CLAIMANT ID	PAYEE NAME	TYPE	CLAIMED AMOUNTS & CLAIMED OFFSETS				BFAP (2%)	A - D CLAIMED 2% OFFSET vs BFAP (2%)
					CLAIM AMOUNT	CLAIMED 2% OFFSET	CLAIMED WAIVER	CLAIMED OFFSET		
20042005		267	CC54035	A	141,866	64,550	172,650	237,200	0	64,550
20042005		267	CC07030	A	1,226,106	48,713	228,926	277,639	48,713	0
20042005		267	CC19140	A	744,120	53,586	173,918	227,504	53,586	0
20042005		267	CC43045	A	1,508,218	84,495	142,907	227,402	84,495	0
20042005		267	CC43060	A	427,505	19,536	16,457	35,993	19,536	0
20042005		267	CC19170	A	48,353	84,704	104,894	189,598	84,704	0
20042005		267	CC27045	A	58,262	0	0	0	0	0
20042005		267	CC15095	A	357,803	139,386	311,083	450,469	139,386	0
20042005		267	CC09040	A	61,039	12,912	0	12,912	3,776	9,136
20042005		267	CC19250	A	344,399	152,403	20,388	172,791	152,403	0
20042005		267	CC19260	A	2,705,975	397,777	0	397,777	0	397,777
20042005		267	CC34050	A	1,095,641	334,101	570,422	904,523	334,101	0
20042005		267	CC24075	A	73,538	51,932	0	51,932	51,932	0
20042005		267	CC37130	A	122,855	65,558	0	65,558	25,192	40,366
20042005		267	CC19305	A	125,704	107,461	0	107,461	107,461	0
20042005		267	CC33075	A	165,936	48,536	140,567	189,103	48,536	0
20042005		267	CC30105	A	971,676	115,845	334,447	450,292	115,845	0
20042005		267	CC33695	A	947,658	36,537	0	36,537	9,235	27,302
20042005		267	CC37140	A	648,022	38,296	93,780	132,076	38,296	0
20042005		267	CC19335	A	70,965	136,323	201,645	337,968	136,323	0
20042005		267	CC12145	A	22,730	37,808	35,885	73,693	37,808	0
20042005		267	CC36150	A	766,458	107,079	46,497	153,576	107,079	0
20042005		267	CC40955	A	460,688	105,151	0	105,151	40,063	65,088
20042005		267	CC41100	A	1,005,747	75,866	216,397	292,263	75,866	0
20042005		267	CC42105	A	6,275	0	0	0	0	0
20042005		267	CC19385	A	1,214,632	74,711	249,227	323,938	74,711	0
20042005		267	CC31090	A	236,153	55,748	70,609	126,357	55,748	0
20042005		267	CC48020	A	50,739	38,218	0	38,218	34,275	3,943
20042005		267	CC10225	A	612,977	209,931	495,651	705,582	209,931	0
20042005		267	CC56105	A	250,244	400,632	0	400,632	118,378	282,254
20042005		267	CC36175	A	268,300	73,823	52,838	126,661	73,823	0
20042005		267	CC15255	A	70,205	11,448	31,389	42,837	11,448	0
20042005		267	CC43180	A	1,251,324	37,881	117,774	155,655	37,881	0
20042005		267	CC50150	A	193,838	82,891	122,798	205,689	82,891	0
20042005	Total				19,627,817	3,641,756	4,238,642	7,880,398	2,751,340	890,416
20042005	Count				38					
20052006		267	CC19090	A	327,925	44,819	88,943	133,762	44,819	0
20052006		267	CC30035	A	286,661	132,733	0	132,733	132,733	0
20052006		267	CC54035	A	89,129	61,358	128,125	189,483	0	61,358
20052006		267	CC07030	A	1,204,822	46,303	220,017	266,320	46,303	0

STATE CONTROLLER'S OFFICE
DAR - LOCAL REIMBURSEMENT SECTION
ENROLLMENT FEE COLLECTION, PROGRAM NUMBER 267
LIST OF CLAIM AMOUNTS AND CLAIM OFFSETS FILED
FOR FISCAL YEARS 1998/1999 THROUGH 2006/2007
CLAIMED 2% OFFSET VS BFAP (2%)
January 16, 2008

FISCAL YEAR	CLAIMANT ID	PAYEE NAME	TYPE	CLAIMED AMOUNTS & CLAIMED OFFSETS				A + B TOTAL OFFSET	D BFAP (2%)	E CLAIMED 2% OFFSET VS BFAP (2%)
				A CLAIM AMOUNT	A CLAIMED 2% OFFSET	B CLAIMED WAIVER OFFSET	C TOTAL OFFSET			
20052006	267	CC19140	A	498,257	50,935	174,163	225,098	50,935	0	
20052006	267	CC43060	A	450,729	18,570	19,472	38,042	18,570	0	
20052006	267	CC19170	A	79,339	80,514	108,400	188,914	80,514	0	
20052006	267	CC15095	A	755,817	132,491	340,220	472,711	132,491	0	
20052006	267	CC09040	A	63,474	12,588	0	12,588	5,111	7,477	
20052006	267	CC19250	A	231,440	144,866	20,561	165,427	144,866	0	
20052006	267	CC34050	A	0	0	0	0	0	0	
20052006	267	CC30725	A	83,343	51,932	0	51,932	50,586	1,346	
20052006	267	CC37130	A	171,353	70,724	0	70,724	23,946	46,778	
20052006	267	CC19385	A	145,779	102,146	0	102,146	102,146	0	
20052006	267	CC33075	A	169,055	46,135	133,373	179,508	46,135	0	
20052006	267	CC30105	A	1,346,634	118,851	341,804	460,655	118,851	0	
20052006	267	CC33095	A	932,198	39,398	0	39,398	8,778	30,620	
20052006	267	CC37140	A	683,218	36,402	104,826	141,228	36,402	0	
20052006	267	CC19335	A	58,167	129,580	125,961	255,541	129,580	0	
20052006	267	CC12145	A	27,607	35,939	45,260	81,199	35,939	0	
20052006	267	CC36150	A	938,012	101,838	44,019	145,857	101,838	0	
20052006	267	CC40055	A	0	0	0	0	0	0	
20052006	267	CC41100	A	1,013,241	72,111	214,235	286,346	72,111	0	
20052006	267	CC42105	A	11,330	0	0	0	0	0	
20052006	267	CC19385	A	1,291,585	71,016	257,106	328,122	71,016	0	
20052006	267	CC31090	A	223,691	52,990	75,622	128,612	52,990	0	
20052006	267	CC48020	A	68,436	36,881	0	36,881	32,579	4,302	
20052006	267	CC10225	A	535,215	197,461	535,411	732,872	197,461	0	
20052006	267	CC36105	A	263,379	396,895	0	396,895	112,525	284,370	
20052006	267	CC36175	A	308,792	70,171	55,901	126,072	70,171	0	
20052006	267	CC50150	A	254,975	78,790	76,176	154,966	78,790	0	
20052006 Total				12,513,603	2,434,437	3,109,595	5,544,032	1,998,186	436,251	
20052006 Count				31						
20062007	267	CC19090	E	360,700	0	0	0	0	0	
20062007	267	CC30035	E	100,000	0	0	0	0	0	
20062007	267	CC54035	E	98,000	0	0	0	0	0	
20062007	267	CC07030	E	1,325,300	0	0	0	0	0	
20062007	267	CC19140	E	548,000	0	0	0	0	0	
20062007	267	CC43060	E	495,800	0	0	0	0	0	
20062007	267	CC19170	E	87,200	0	0	0	0	0	
20062007	267	CC15095	E	831,300	0	0	0	0	0	
20062007	267	CC09040	E	55,000	0	0	0	0	0	
20062007	267	CC24075	E	70,000	0	0	0	0	0	
20062007	267	CC37130	E	150,000	0	0	0	0	0	

STATE CONTROLLER'S OFFICE
DAR - LOCAL REIMBURSEMENT SECTION
ENROLLMENT FEE COLLECTION, PROGRAM NUMBER 267
LIST OF CLAIM AMOUNTS AND CLAIM OFFSETS FILED
FOR FISCAL YEARS 1998/1999 THROUGH 2006/2007
CLAIMED 2% OFFSET VS BFAP (2%)
January 16, 2008

FISCAL YEAR	CLAIMANT ID	PAYEE NAME	TYPE	CLAIMED AMOUNTS & CLAIMED OFFSETS				A + B	BFAP (2%)	A - D CLAIMED 2% OFFSET vs BFAP (2%)
				CLAIM AMOUNT	CLAIMED 2% OFFSET	CLAIMED WAIVER OFFSET	TOTAL OFFSET			
20062007	267	CC19305	MT SAN ANTONIO COMM COLL DIST	80,000	0	0	0	0	0	
20062007	267	CC30105	NORTH ORANGE CO COMM COLL DIST	1,481,200	0	0	0	0	0	
20062007	267	CC37140	PALOMAR COMMUNITY COLLEGE DIST	751,500	0	0	0	0	0	
20062007	267	CC19335	PASADENA AREA COMM COLL DIST	63,900	0	0	0	0	0	
20062007	267	CC12145	REDWOODS COMM COLL DIST	30,300	0	0	0	0	0	
20062007	267	CC36150	SAN BERNARDINO COMM COLL DIST	1,031,800	0	0	0	0	0	
20062007	267	CC41100	SAN MATEO CO COMM COLL DIST	1,114,500	0	0	0	0	0	
20062007	267	CC42105	SANTA BARBARA COMM COLL DIST	10,800	0	0	0	0	0	
20062007	267	CC31090	SIERRA JOINT COMM COLL DIST	246,000	0	0	0	0	0	
20062007	267	CC48020	SOLANO CO COMM COLL DIST	45,000	0	0	0	0	0	
20062007	267	CC10225	STATE CENTER COMM COLL DIST	588,700	0	0	0	0	0	
20062007	267	CC50150	YOSEMITE COMM COLL DIST	280,400	0	0	0	0	0	
062007 Total				9,845,400	-	-	-	-	-	
062007 Count				23	-	-	-	-	-	
Grand Total				150,773,466	16,860,955	20,923,899	37,149,273	-	6,474,256	
Grand Count				316	-	-	-	-	-	

* Comparison of BFAP (2%) vs Claimed 2% was very close. Most of the 2% offsets were identical.
*Data not compiled for 2006/2007

NOTE: [REDACTED] - NO DESCRIPTION OF OFFSET IN CLAIM

California Community Colleges
Two Percent Student Fee Withholding
1998-99 through 2006-07

Exhibit D

District	1998-99 2% Offset	1999-00 2% Offset	2000-01 2% Offset	2001-02 2% Offset	2002-03 2% Offset	2003-04 2% Offset	2004-05 2% Offset	2005-06 2% Offset	2006-07 2% Offset
Allan Hancock	\$19,775	\$21,700	\$21,164	\$22,503	\$26,972	\$48,561	\$53,324		\$43,863
Antelope Valley									
Barstow									
Butte									
Cabrillo									
Cerritos	47,878	48,541	50,177	50,941	51,488	76,364	96,726		95,796
Chabot-Las Positas									
Chaffey									
Citrus	37,046	#REF!	34,852	35,627	36,258	52,362	74,967	74,934	67,838
Coast			121,733	131,245	133,228	188,262	258,323	252,276	239,764
Compton									
Contra Costa	104,982	92,480	102,212	103,001	112,221	153,158	212,346	228,260	211,073
Copper Mountain	0	0							
Desert									
El Camino	66,093	63,622	61,217	63,463	73,955	102,258	134,945	140,961	128,452
Feather River									
Foothill-DeAnza	128,171	118,401	117,028	126,761	123,847	191,777	250,864		219,078
Gavilan	11,138	11,114	11,588	11,750	12,247	17,645	25,344	25,513	24,678
Glendale	36,332	35,229	35,017	37,872	37,669	45,833	65,951	73,786	67,273
Grossmont-Cuyamaca		63,651	63,841	69,281	70,402				124,478
Hartnell					24,598	32,294	41,355		
Imperial									
Kern	51,529	45,905	45,949	45,471	43,073	66,442	97,768	99,312	93,929
Lake Tahoe	8,643	7,609	7,842	8,013	8,351	11,019	14,894	14,710	13,281
Lassen								9,195	
Long Beach	44,051	49,371	50,502	48,488	51,109	71,090	85,007	76,689	70,143
Los Angeles	203,676	201,887	200,271	217,173	211,279	308,134	372,686		383,455
Los Rios	139,610	135,818	134,879	148,533	147,068	225,089	305,460	299,332	276,331
Marin									
Mendocino-Lake									
Merced			14,653	14,725	18,996	29,221	39,957	34,044	35,286
Mira Costa	29,710	29,468	30,556	31,482	31,665	62,845	90,336	96,470	88,700
Monterey Peninsula									
Mt. San Antonio			81,922	87,594	82,546	107,757	146,209	153,166	151,765
Mt. San Jacinto	21,610	22,479	23,789	24,642	26,661	40,363	61,220	64,723	64,900
Napa Valley									
North Orange County	104,798	98,797	101,151	101,363	103,807	146,275	208,301	211,464	196,898
Ohlone (Fremont-Newark)									
Palo Verde	2,716	2,120	3,836	3,747	7,606	5,519	7,698	6,513	5,832
Palomar	64,114	68,148	66,677	67,070	70,832	112,206	156,726	158,863	140,679
Pasadena Area	75,983	72,182	72,492	75,236	73,118	101,351	142,568	146,853	137,287
Peralta									
Rancho Santiago		55,667	55,755	59,901	61,195				121,236
Redwoods	15,553	14,595	14,302	15,220	13,652	19,332	24,270	22,706	18,316
Rio Hondo									
Riverside									
San Bernardino	40,486	34,203	39,914	37,230	38,418	52,626	76,518	78,380	74,775
San Diego									
San Francisco									
San Joaquin Delta									
San Jose-Evergreen									
San Luis Obispo	31,483	29,381	30,855	31,274	32,072	50,011	70,169	76,529	67,438
San Mateo	78,146	72,624	67,004	67,036	70,815	100,160	133,547	132,075	116,757
Santa Barbara			39,431	41,630	43,153	63,972	89,034	97,117	92,534
Santa Clarita									
Santa Monica	89,121	61,914	91,580	95,484	94,594	128,206	191,384	193,897	171,741
Sequoias	21,305	20,113	20,084	21,318	32,798	31,862	43,653	42,377	39,485
Shasta-Tehama-Trinity									

California Community Colleges
Two Percent Student Fee Withholding
1998-99 through 2006-07

District	1998-99 2% Offset	1999-00 2% Offset	2000-01 2% Offset	2001-02 2% Offset	2002-03 2% Offset	2003-04 2% Offset	2004-05 2% Offset	2005-06 2% Offset	2006-07 2% Offset
Sierra	51,292	48,097	58,516	40,674	52,124	69,136	106,943	108,650	109,335
Siskiyou									
Solano	30,891	28,455	26,950	28,149	29,721	43,339	62,456	63,526	66,067
Sonoma									
South Orange County									
Southwestern									
State Center	54,353	53,870	57,166	51,993	54,372	74,201	115,193	116,642	111,982
Ventura	97,751	94,633	93,623	98,427	104,309	149,601	211,713	199,718	192,601
Victor Valley	20,406	16,919	18,443	21,634	20,868	31,702	45,104	58,125	32,969
West Hills									
West Kern	2,822	2,834	3,005	3,045	3,985	6,738	9,853		10,401
West Valley-Mission	58,389	53,553	53,844	58,016	62,410	67,856	116,780		102,665
Yosemite	45,258	43,436	43,484	47,739	52,805	79,623	103,019	106,542	96,163
Yuba									
Claimants - Total 2% Offsets Deducted	\$1,835,111 \$1,535,283	\$1,854,368 \$1,479,426	\$2,167,304 \$1,621,487	\$2,244,751 \$1,945,552	\$2,346,287 \$1,801,514	\$3,164,190 \$2,401,500	\$4,342,611 \$3,641,756	\$3,463,348 \$2,434,437	\$4,305,244
Adjustment	\$299,828	\$374,942	\$545,817	\$299,199	\$544,773	\$762,690	\$700,855	\$1,028,911	

Source:

Final Annual Student Fees per the CCFS-329 Actual Enrollment Fee Revenue Reports (1998-99 through 2006-07)

District	1994-1999		2000-2001		2002-2003		2003-2004		2004-2005		2005-2006		2006-2007	
	Final Allocation (R-1) BPAF (PMA) Base	BPAF (2%) Base	Final Allocation (R-1) BPAF (PMA) Base	BPAF (2%) Base	Final Allocation (R-1) BPAF (PMA) Base	BPAF (2%) Base	Final Allocation (R-1) BPAF (PMA) Base	BPAF (2%) Base	Final Allocation (R-1) BPAF (PMA) Base	BPAF (2%) Base	Final Allocation (R-1) BPAF (PMA) Base	BPAF (2%) Base	Final Allocation (R-1) BPAF (PMA) Base	BPAF (2%) Base
ALLAN MARSHOCK	16,375	65,745	18,609	67,259	19,866	78,975	28,406	78,016	41,581	84,728				
ALLEN CREEK VALLEY														
BANSTOWN														
BUTTE														
CERRILLO														
CERRITOS	35,202	114,895	35,048	101,873	34,864	172,551	69,858	183,205	108,137	210,670				
CHABOT-LAS POSITAS														
CHERRY	15,807	61,258	11,077	54,405	14,262	67,345	25,251	67,724	47,151	86,774				
CHIPPY														
COMSTOCK	38,630	151,827	35,233	137,220	39,320	121,005	116,612	116,970	48,983	128,322				
CONTRA COSTA														
DEWEEST MOUNTAIN														
EL CAMINO	39,167	108,659	34,629	96,741	25,936	139,774	41,730	126,743	63,598	167,866				
FEATHER RIVER	53,871	166,121	45,662	147,593	119,562	372,467	192,228	37,407	97,477	84,405	131,478			
FOOT HILL-ZEAVANZA	5,803	31,898	6,481	28,298	6,194	30,674	30,674	30,674	19,358	42,818				
GAVILAN	25,919	75,691	22,893	68,693	24,240	80,881	40,141	111,548	54,701	129,670				
GLENNDALE														
GRASSMONT-COTAMARCA														
HARTWELL														
HUMBOLDT	38,951	150,826	37,840	133,748	43,809	145,837	37,200	153,412	87,849	140,879				
IMPERIA	4,172	29,889	3,839	26,224	1,804	22,072	1,719	21,055	17,405	17,405				
LAKE TAHOE														
LASSAN	45,940	172,009	43,239	164,067	54,419	221,169	53,990	211,075	48,301	209,306				
LONG BEACH	216,160	774,598	211,771	674,855	293,177	1,024,028	376,140	1,539,333	660,888	2,439,533				
LOS ANGELES	63,923	288,094	75,178	253,900	78,963	303,761	75,167	308,071	158,065	430,163				
MARIN														
MENDOCINO-LAKE														
MERCED	9,456	41,542	8,019	36,653	19,236	68,649	14,669	72,810	22,467	65,338				
MIRA COSTA														
MONTESITE	10,215	41,801	10,339	37,171	12,267	46,458	12,119	46,672	17,238	62,940				
MOUNTAIN VIEW														
NAPA VALLEY	42,803	141,703	42,290	128,437	45,177	150,469	39,629	140,977	61,653	198,822				
NORTH ORANGE														
ORCHARDVIEW-MARK	1,511	16,691	1,304	14,807	1,693	13,292	1,693	12,000	1,550	12,000				
PALO VERDE	22,231	71,638	20,131	63,835	33,862	50,847	37,078	74,628	27,078	74,628				
PALOMAR	38,204	102,693	40,677	138,465	41,695	140,129	38,430	122,857	71,461	170,047				
PASADENA														
PERALTA														
RANCHO SANTIAGO	18,052	60,309	14,818	53,503	15,657	55,194	13,386	59,281	22,858	66,520				
REDFORDS														
REDWOODS														
REDWOODS														
SAN BERNARDINO	32,578	124,737	32,876	110,714	38,780	158,371	23,542	122,534	107,072	222,384				
SAN DIEGO														
SAN FRANCISCO														
SAN JOAQUIN DELTA														
SAN JOSE-EVERGREEN	14,595	55,322	14,148	49,104	14,629	46,892	13,332	46,399	14,672	46,764				
SAN LUIS OBISPO	22,971	106,488	18,982	84,468	18,024	85,022	18,248	78,520	16,874	78,003				
SANTA BARBARA														
SANTA CLARITA	34,240	122,929	37,485	106,625	33,281	121,571	27,892	125,145	28,094	134,020				
SOLANO	23,478	78,695	23,678	79,701	23,928	79,301	22,109	84,189	21,434	41,540				
SONOMA	14,781	49,982	18,699	60,653	16,230	60,957	15,988	67,374	14,747	78,419				
STOCKTON	13,143	55,928	11,884	49,526	11,268	44,673	10,497	50,333	17,953	51,562				
SOUTH ORANGE														
SOUTH WESTERN														
STATE CENTER	67,247	240,118	63,220	203,139	66,746	226,695	63,644	226,695	128,452	388,177				
VENTURA	30,545	103,640	30,733	103,071	33,028	103,071	34,193	103,071	70,222	161,692				
WEST VALLEY	16,488	63,971	16,623	58,530	18,016	69,055	17,453	69,258	21,190	69,258				
WEST VALLEY														
WEST VALLEY	2,510	18,802	2,183	17,855	2,241	16,900	2,724	14,201	4,773	17,448				
WEST VALLEY-MISSION	23,423	103,255	20,329	81,800	19,532	82,440	18,517	87,307	25,328	87,307				
YOSEMITE	23,113	109,882	24,859	97,972	28,474	109,946	23,982	119,314	48,628	120,370				
YUBA	1,065,521	3,941,257	1,097,947	3,730,889	1,238,417	4,782,455	1,118,166	4,853,447	1,201,571	5,430,432				
TOTAL														
Budgeted by Year														
Three-As Year														

Commission on State Mandates

Original List Date: 5/22/2001
Last Updated: 4/26/2007
List Print Date: 01/22/2008
Claim Number: 00-TC-15
Issue: Enrollment Fee Waivers

Mailing Information: Final Staff Analysis

Mailing List

Related Matter(s)

99-TC-13 Enrollment Fee Collection

TO ALL PARTIES AND INTERESTED PARTIES:

Each commission mailing list is continuously updated as requests are received to include or remove any party or person on the mailing list. A current mailing list is provided with commission correspondence, and a copy of the current mailing list is available upon request at any time. Except as provided otherwise by commission rule, when a party or interested party files any written material with the commission concerning a claim, it shall simultaneously serve a copy of the written material on the parties and interested parties to the claim identified on the mailing list provided by the commission. (Cal. Code Regs., tit. 2, § 1181.2.)

Mr. Jim Spano
State Controller's Office (B-08)
Division of Audits
300 Capitol Mall, Suite 518
Sacramento, CA 95814

Tel: (916) 323-5849
Fax: (916) 327-0832

Ms. Carol Bingham
California Department of Education (E-08)
Fiscal Policy Division
1430 N Street, Suite 5602
Sacramento, CA 95814

Tel: (916) 324-4728
Fax: (916) 319-0116

Ms. Beth Hunter
Centration, Inc.
8570 Utica Avenue, Suite 100
Rancho Cucamonga, CA 91730

Tel: (866) 481-2621
Fax: (866) 481-2682

Mr. Steve Shields
Shields Consulting Group, Inc.
1536 36th Street
Sacramento, CA 95816

Tel: (916) 454-7310
Fax: (916) 454-7312

Ms. Sandy Reynolds
Reynolds Consulting Group, Inc.
P.O. Box 894059
Temecula, CA 92589

Tel: (951) 303-3034
Fax: (951) 303-6607

Mr. Steve Smith
Steve Smith Enterprises, Inc.
3323 Watt Avenue #291

Tel: (916) 216-4435
Fax: (916) 972-0873

Sacramento, CA 95821

Mr. Robert Miyashiro
Education Mandated Cost Network
1121 L Street, Suite 1060
Sacramento, CA 95814

Tel: (916) 446-7517
Fax: (916) 446-2011

Ms. Harmeet Barkschat
Mandate Resource Services
5325 Elkhorn Blvd. #307
Sacramento, CA 95842

Tel: (916) 727-1350
Fax: (916) 727-1734

Ms. Susan Geanacou
Department of Finance (A-15)
915 L Street, Suite 1190
Sacramento, CA 95814

Tel: (916) 445-3274
Fax: (916) 324-4888

Ms. Donna Ferebee
Department of Finance (A-15)
915 L Street, 11th Floor
Sacramento, CA 95814

Tel: (916) 445-3274
Fax: (916) 323-9584

Mr. Douglas R. Brinkley
State Center Community College District
1525 East Weldon
Fresno, CA 93704-6398

Tel: (916) 000-0000
Fax: (916) 000-0000

Mr. David E. Scribner
Scribner & Smith, Inc.
2200 Sunrise Boulevard, Suite 220
Gold River, CA 95670

Tel: (916) 852-8970
Fax: (916) 852-8978

Ms. Ginny Brummels
State Controller's Office (B-08)
Division of Accounting & Reporting
3301 C Street, Suite 500
Sacramento, CA 95816


Tel: (916) 324-0256
Fax: (916) 323-6527


Mr. Arthur Palkowitz
San Diego Unified School District
Office of Resource Development
4100 Normal Street, Room 3209
San Diego, CA 92103-8363

Tel: (619) 725-7785
Fax: (619) 725-7564

Ms. Jeannie Oropeza
Department of Finance (A-15)
Education Systems Unit
915 L Street, 7th Floor
Sacramento, CA 95814

Tel: (916) 445-0328
Fax: (916) 323-9530





Commission on State Mandates

Original List Date: 5/22/2001
Last Updated: 4/26/2007
List Print Date: 01/22/2008
Claim Number: 00-TC-15
Issue: Enrollment Fee Waivers

Mailing Information: Final Staff Analysis

Mailing List

Related Matter(s)

99-TC-13 Enrollment Fee Collection

TO ALL PARTIES AND INTERESTED PARTIES:

Each commission mailing list is continuously updated as requests are received to include or remove any party or person on the mailing list. A current mailing list is provided with commission correspondence, and a copy of the current mailing list is available upon request at any time. Except as provided otherwise by commission rule, when a party or interested party files any written material with the commission concerning a claim, it shall simultaneously serve a copy of the written material on the parties and interested parties to the claim identified on the mailing list provided by the commission. (Cal. Code Regs., tit. 2, § 1181.2.)

Mr. Jim Spano
State Controller's Office (B-08)
Division of Audits
300 Capitol Mall, Suite 518
Sacramento, CA 95814

Tel: (916) 323-5849
Fax: (916) 327-0832

Ms. Carol Bingham
California Department of Education (E-08)
Fiscal Policy Division
1430 N Street, Suite 5602
Sacramento, CA 95814

Tel: (916) 324-4728
Fax: (916) 319-0116

Ms. Beth Hunter
Centration, Inc.
8570 Utica Avenue, Suite 100
Rancho Cucamonga, CA 91730

Tel: (866) 481-2621
Fax: (866) 481-2682

Mr. Steve Shields
Shields Consulting Group, Inc.
1536 36th Street
Sacramento, CA 95816

Tel: (916) 454-7310
Fax: (916) 454-7312

Ms. Sandy Reynolds
Reynolds Consulting Group, Inc.
P.O. Box 894059
Temecula, CA 92589

Tel: (951) 303-3034
Fax: (951) 303-6607

Mr. Steve Smith
Steve Smith Enterprises, Inc.
3323 Watt Avenue #291

Tel: (916) 216-4435
Fax: (916) 972-0873

Sacramento, CA 95821

Mr. Robert Miyashiro
Education Mandated Cost Network
1121 L Street, Suite 1060
Sacramento, CA 95814

Tel: (916) 446-7517
Fax: (916) 446-2011

Ms. Harmeet Barkschat
Mandate Resource Services
5325 Elkhorn Blvd. #307
Sacramento, CA 95842

Tel: (916) 727-1350
Fax: (916) 727-1734

Ms. Susan Geanacou
Department of Finance (A-15)
915 L Street, Suite 1190
Sacramento, CA 95814

Tel: (916) 445-3274
Fax: (916) 324-4888

Ms. Donna Ferebee
Department of Finance (A-15)
915 L Street, 11th Floor
Sacramento, CA 95814

Tel: (916) 445-3274
Fax: (916) 323-9584

Mr. Douglas R. Brinkley
State Center Community College District
1525 East Weldon
Fresno, CA 93704-6398

Tel: (916) 000-0000
Fax: (916) 000-0000

Mr. David E. Scribner
Scribner & Smith, Inc.
2200 Sunrise Boulevard, Suite 220
Gold River, CA 95670

Tel: (916) 852-8970
Fax: (916) 852-8978

Ms. Ginny Brummels
State Controller's Office (B-08)
Division of Accounting & Reporting
3301 C Street, Suite 500
Sacramento, CA 95816

Tel: (916) 324-0256
Fax: (916) 323-6527

Mr. Arthur Palkowitz
San Diego Unified School District
Office of Resource Development
4100 Normal Street, Room 3209
San Diego, CA 92103-8363

Tel: (619) 725-7785
Fax: (619) 725-7564

Ms. Jeannie Oropeza
Department of Finance (A-15)
Education Systems Unit
915 L Street, 7th Floor
Sacramento, CA 95814

Tel: (916) 445-0328
Fax: (916) 323-9530

Mr, Keith B. Petersen
SixTen & Associates
3841 North Freeway Blvd., Suite 170
Sacramento, CA 95834

Claimant Representative

Tel: (916) 565-6104

Fax: (916) 564-6103

