

Test Claim: Immunization Records-Pertussis  
Claimants: Desert Sands Unified School District  
Request to Amend Parameters & Guidelines to Adopt a Reasonable Reimbursement Methodology  
Declaration: Brad Williams

**RECEIVED**  
August 06, 2015  
*Commission on  
State Mandates*

**DECLARATION**

I, Brad Williams, Capital Matrix Consulting, declare as follows:

1. My Statistical analysis was based on the unaudited claims data for fiscal years 2011-12 and 2012-13 provided to me by the State Controller’s Office on October 28, 2014.

2. I have reviewed the declaration of Gwen Carlos, Accounting Administrator 1, State Controller’s Office, dated July 27, 2015 as well as the more detailed report prepared by Gwen Carlos attached to her declaration showing claim data for the cost incurred by each school district under each reimbursable activity and the total amount of claim.

3. Based on my review of the declaration of Gwen Carlos dated July 27, 2015 as well as the report prepared by Gwen Carlos attached to her declaration, the bottom line totals and the detail in the report are identical to the information provided to me by the Controller's Office on October 28, 2014, that was the basis for my statistical analysis and conclusions contained therein. Therefore, my opinions and conclusions in my Statistical Analysis remain unchanged.

4. The school district enrollment data was used in my Statistical Analysis is from the State Department of Education. (<http://www.cde.ca.gov/ds/sd/sd/filesenr.asp>). We downloaded the data enr11 and enr12, which corresponds to enrollment data for academic years 2011-12 and 2012-13. In these data files, enrollment counts are given for each school by grade level. We imported the data into STATA (a database and statistical software package) to construct our relevant enrollment measures.

5. I excluded Charter Schools from the enrollment totals using information from the Department of Education’s public schools data base. (<http://www.cde.ca.gov/ds/si/ds/pubschls.asp>). (Charter Schools are excluded because they are not eligible to receive mandate reimbursements). From these data sources, I calculated a per-student claim amount for each district submitting claims during the two years. The public schools database file does not include enrollment. However, all public schools (whether Active, Closed, Merged, or Pending) are listed. A variable called “Charter” identifies whether the school is a charter school.

6. We combined the public schools database file with the enrollment data for years 2011 and 2012 and dropped districts that did not make claims. Since we are interested in enrollment for grades 7-12, we created a count of total enrollment in each district for grades 7, 8,


Test Claim: Immunization Records-Pertussis  
Claimants: Desert Sands Unified School District  
Request to Amend Parameters & Guidelines to Adopt a Reasonable Reimbursement Methodology  
Declaration: Brad Williams

9, 10, 11, and 12, excluding charter schools. Total district enrollment for grades 7-12 is the sum of these measures.

7. I received my Bachelor of Arts and my Master of Arts in Economics from University of California, Davis. My thirty-two years of professional employment includes holding the positions of Budget Analyst for the California Legislative Analyst's Office, Director of Economic and Revenue Forecasting/Executive Director for the California Commission in State Finance, and Senior Economist/ Director of Economic and Revenue Forecasting for the California Legislative Analyst's Office. My formal education and professional experience includes among other tasks, developing statistical analysis similar to the analysis I completed for the Immunization Records-Pertussis program. I have attached to this declaration my current resume.

I certify by my signature below, under penalty of perjury under the laws of the State of California, that the statements made in this document are true and complete to the best of my own personal knowledge or information and belief.

Dated: August 5, 2015

  
Brad Williams



**BETTY T. YEE**  
California State Controller  
Division of Accounting and Reporting

**Declaration of Authenticity of Records**

I, Gwendolyn Carlos, declare:

I am the Accounting Administrator I, Supervisor, of the Division of Accounting and Reporting within the State Controller's Office (SCO) and am duly authorized and qualified witness to certify the authenticity of the attached records for the SCO.

The copies of the documents of the SCO as described below and which are attached hereto is a true copy of the records as maintained by this office.


The documents are as follow:

- Report showing list of school districts who filed claims with SCO for Immunization Records – Pertussis (Program # 357), which identifies the activities and costs for the 7<sup>th</sup> graders (not new entrants) for reimbursement:  
Schedule A is for fiscal year 2011-12 with 232 unaudited claims totaling \$6,907,220; and  
Schedule B is for fiscal year 2012-13 with 175 unaudited claims totaling \$1,722,043.

These documents were prepared by personnel of the SCO under my direct supervision and were prepared in the ordinary course of business at or near the time of the acts, conditions or events described in the records.

I declare under penalty of perjury that the foregoing is true and correct.

Executed on July 23, 2015 at Sacramento, California.

  
\_\_\_\_\_  
(Signature)

**State Controller's Office**  
**Division of Accounting and Reporting - Local Reimbursements Section**  
**Immunization Records - Pertussis - Program 357**  
**Fiscal Year 2011-12**  
**As of October 28, 2014**

		<b>A. Students entering the 7th through 12th Grade.</b>					Indirect Cost Rate	Total Indirect Costs	Total
		<b>Reimbursable Activities for Fiscal Year 2011-12</b>							
	<b>Claimant Name</b>	<b>Claimant Amount</b>	Receive and review specified documents to determine whether to unconditionally or conditionally admit the pupil	Advise the pupil, or the parent/guardian, to contact a physician or agency that provides immunizations if lacking documentation	Notify already admitted pupils' parent/guardian of the requirement to exclude the pupil from school if written evidence of the required immunization for pertussis or lawful exemption if not obtained within 10 school days	Report to attendance supervisor or building administrator, any pupil excluded from further attendance who fails to obtain the required immunizations within 10 days following notice.			
1	CASTRO VALLEY UNIF SCH DIST	\$51,289	\$33,090	\$8,318	\$6,844	\$7	6	\$3,030	\$51,289
2	LIVERMORE VALLEY JT UN SCH DIS	\$100,825	\$63,915	\$27,591	\$2,142	\$1,967	5	\$5,210	\$100,825
3	OAKLAND UNIFIED SCHOOL DIST	\$337,402	\$179,805	\$143,842			4	\$13,755	\$337,402
4	DURHAM UNIFIED SCHOOL DISTRICT	\$2,169	\$1,001	\$765	\$270		7	\$133	\$2,169
5	GRIDLEY UNIFIED SCHOOL DIST	\$2,920	\$1,121	\$1,001	\$610	\$74	4	\$114	\$2,920
6	OROVILLE UNION HIGH SCH DIST	\$12,591	\$8,266	\$2,808	\$844	\$263	3	\$410	\$12,591
7	MAXWELL UNIF SCH DIST	\$2,263	\$1,002	\$1,002			13	\$259	\$2,263
8	ANTIOCH UNIF SCH DIST	\$1,437	\$1,096	\$139	\$69	\$69	5	\$64	\$1,437
9	LIBERTY UNION HIGH SCH DIST	\$14,274	\$11,931	\$1,576	\$94	\$31	5	\$642	\$14,274
10	MORAGA SCHOOL DISTRICT	\$1,227	\$890	\$246	\$8		7	\$83	\$1,227
11	WEST CONTRA COSTA UNIFIED SD	\$28,106	\$6,864	\$12,367	\$5,970	\$1,759	4	\$1,146	\$28,106
12	DEL NORTE COUNTY UN SCH DIST	\$19,142	\$9,112	\$9,112			5	\$918	\$19,142
13	RESCUE UNION ELEMENTARY SD	\$14,480	\$14,084					\$396	\$14,480
14	CENTRAL UNIFIED SCHOOL DIST	\$203,095	\$87,320	\$47,540	\$50,064	\$7,930	5	\$10,241	\$203,095
15	CLOVIS UNIFIED SCHOOL DIST	\$105,641	\$58,511	\$35,784	\$5,134	\$1,944	4	\$4,268	\$105,641
16	COALINGA/HURON JT UN SCH DIST	\$14,439	\$7,897	\$5,591	\$223		5	\$728	\$14,439
17	FIREBAUGH-LAS DELTAS UNIF SD	\$6,583	\$5,084	\$1,165			5	\$334	\$6,583
18	FRESNO UNIFIED SCHOOL DISTRICT	\$359,423	\$103,237	\$201,500	\$22,647	\$18,851	4	\$13,188	\$359,423
19	KERMAN UNIFIED SCHOOL DIST	\$12,973	\$6,414	\$5,194	\$220	\$129	9	\$1,016	\$12,973
20	RIVERDALE JOINT UN SCH DIST	\$1,451	\$1,044	\$289		\$13	8	\$105	\$1,451
21	ORLAND JT U.S.D	\$10,544	\$10,219				3	\$325	\$10,544
22	HUMBOLDT CO SUPT OF SCHOOLS	\$2,380	\$1,560	\$542	\$133	\$16	8	\$129	\$2,380
23	EUREKA CITY SCHOOL DISTRICT	\$25,980	\$14,917	\$8,951			9	\$2,112	\$25,980
24	FORTUNA UNION HIGH SCH DIST	\$1,897	\$1,563	\$240			5	\$94	\$1,897
25	KLAMATH-TRINITY JT SCH DIST	\$4,446	\$1,645	\$2,146	\$429		5	\$226	\$4,446
26	MCKINLEYVILLE UNION ELEM SD	\$4,857	\$1,967	\$2,143	\$409	\$96	5	\$242	\$4,857
27	SOUTHERN HUMBOLDT JT UNIFIED	\$1,270	\$780	\$249	\$189		4	\$52	\$1,270
28	IMPERIAL CO SUPT OF SCHOOLS	\$4,062	\$1,700	\$1,759	\$227	\$68	8	\$308	\$4,062
29	BRAWLEY UNION HIGH SCHOOL DIST	\$2,451	\$1,305	\$816	\$200	\$25	4	\$105	\$2,451
30	CALIPATRIA UNIFIED SCHOOL DIST	\$2,244	\$1,673	\$321	\$83	\$42		\$125	\$2,244
31	CENTRAL UNION HIGH SCH DIST	\$3,756	\$2,993	\$250	\$250	\$50	6	\$213	\$3,756
32	IMPERIAL UNIF SCH DIST	\$1,482	\$1,392	\$39			4	\$51	\$1,482
33	FRUITVALE ELEM SCH DIST	\$8,731	\$4,968	\$2,484	\$621	\$207	5	\$451	\$8,731
34	RICHLAND SCHOOL DISTRICT	\$2,251	\$1,225	\$408	\$204	\$272	7	\$142	\$2,251
35	ROSEDALE UNION SCH DIST	\$2,810	\$2,064	\$401	\$119	\$66	6	\$160	\$2,810
36	SOUTHERN KERN UNIF SCH DIST	\$1,447	\$908	\$453			6	\$86	\$1,447
37	TAFT CITY ELEM SCH DIST	\$2,210	\$628	\$737	\$491	\$218	7	\$136	\$2,210
38	KINGS CO SUPT OF SCHOOLS	\$8,196	\$2,761	\$1,778	\$2,371	\$593	9	\$693	\$8,196
39	ARMONA UN ELEM SCH DIST	\$2,892	\$2,740					\$152	\$2,892
40	CORCORAN JOINT UNIFIED SCH DST	\$1,682	\$1,354	\$200	\$57	\$14	4	\$57	\$1,682
41	HANFORD SCHOOL DISTRICT	\$9,056	\$8,420					\$636	\$9,056
42	HANFORD JT UN HIGH SCH DIST	\$10,501	\$9,455	\$399	\$34	\$34	6	\$579	\$10,501
43	KIT CARSON UN ELEM SCH DIST	\$1,842	\$1,687					\$155	\$1,842
44	LEMOORE UNION HIGH SCHOOL DIST	\$2,050	\$1,812	\$105	\$26		6	\$107	\$2,050
45	REEF-SUNSET UNIFIED SCH DIST	\$2,492	\$813	\$781	\$432	\$280	8	\$186	\$2,492

**State Controller's Office**  
**Division of Accounting and Reporting - Local Reimbursements Section**  
**Immunization Records - Pertussis - Program 357**  
**Fiscal Year 2011-12**  
**As of October 28, 2014**

		A. Students entering the 7th through 12th Grade.				Indirect Cost Rate	Total Indirect Costs	Total	
		Reimbursable Activities for Fiscal Year 2011-12							
	Claimant Name	Claimant Amount	Receive and review specified documents to determine whether to unconditionally or conditionally admit the pupil	Advise the pupil, or the parent/guardian, to contact a physician or agency that provides immunizations if lacking documentation	Notify already admitted pupils' parent/guardian of the requirement to exclude the pupil from school if written evidence of the required immunization for pertussis or lawful exemption if not obtained within 10 school days	Report to attendance supervisor or building administrator, any pupil excluded from further attendance who fails to obtain the required immunizations within 10 days following notice.			
46	KELSEYVILLE UNIF SCH DIST	\$4,210	\$4,048				4	\$162	\$4,210
47	UPPER LAKE UN HIGH SCH DIST	\$1,428	\$1,296				10	\$132	\$1,428
48	LASSEN CO SUPT OF SCHOOLS	\$1,680	\$883	\$555	\$99	\$50	11	\$93	\$1,680
49	LASSEN UNION HIGH SCH DIST	\$4,942	\$3,090	\$1,545			7	\$307	\$4,942
50	ABC UNIFIED SCHOOL DISTRICT	\$6,464	\$4,940	\$888	\$249	\$69	5	\$318	\$6,464
51	ANTELOPE VALLEY UN HI SCH DIST	\$76,763	\$42,288	\$31,415				\$3,060	\$76,763
52	ARCADIA UNIF SCH DIST	\$24,275	\$22,952		\$62		5	\$1,261	\$24,275
53	AZUSA UNIF SCH DIST	\$27,636	\$26,393					\$1,243	\$27,636
54	BASSETT UNIF SCH DIST	\$69,676	\$30,166	\$13,689	\$10,719	\$10,441		\$4,661	\$69,676
55	BELLFLOWER UNIF SCH DIST	\$26,500	\$6,554	\$16,007	\$2,659	\$170	4	\$1,110	\$26,500
56	BONITA UNIFIED SCHOOL DISTRICT	\$22,745	\$20,538	\$372	\$372		7	\$1,463	\$22,745
57	COMPTON UNIFIED SCHOOL DIST	\$64,519	\$23,954	\$36,804				\$3,761	\$64,519
58	CULVER CITY UNIF SCH DIST	\$8,426	\$5,605	\$2,069	\$129	\$151	6	\$472	\$8,426
59	DOWNEY UNIF SCH DIST	\$13,289	\$12,666				5	\$623	\$13,289
60	EAST WHITTIER CITY ELEM SD	\$26,582	\$21,048	\$3,876	\$511			\$1,147	\$26,582
61	EL MONTE ELEMENTARY SCH DIST	\$5,758	\$2,847	\$148	\$2,344	\$148	5	\$271	\$5,758
62	EL SEGUNDO UNIF SCH DIST	\$17,011	\$15,591					\$1,420	\$17,011
63	GLENDALE UNIF SCH DIST	\$46,220	\$22,052		\$21,744	\$715	4	\$1,709	\$46,220
64	HACIENDA-LA PUENTE UNF SCH	\$53,092	\$49,735					\$3,357	\$53,092
65	HUGHES-ELIZABETH LAKES UN ESD	\$1,241	\$1,165					\$76	\$1,241
66	LANCASTER ELEMENTARY SCH DIST	\$17,951	\$17,294					\$657	\$17,951
67	LONG BEACH UNIF SCH DIST	\$265,835	\$56,277	\$106,138	\$75,666	\$17,112	4	\$10,642	\$265,835
68	LOWELL JOINT ELEM SCHOOL DIST	\$21,471	\$10,663	\$6,530	\$3,353			\$925	\$21,471
69	LYNWOOD UNIF SCH DIST	\$32,574	\$30,943					\$1,631	\$32,574
70	MANHATTAN BEACH UNIFIED SD	\$8,671	\$1,794	\$6,457			5	\$420	\$8,671
71	MONTEBELLO UNIF SCH DIST	\$76,850	\$74,015					\$2,835	\$76,850
72	MOUNTAIN VIEW ELEM SCH DIST	\$1,173	\$572	\$143	\$272	\$143	4	\$43	\$1,173
73	PALOS VERDES PENINSULA UNIFIED	\$60,246	\$58,209				4	\$2,037	\$60,246
74	PASADENA UNIF SCH DIST	\$44,702	\$42,586					\$2,116	\$44,702
75	POMONA UNIFIED SCHOOL DIST	\$66,133	\$47,473	\$10,224	\$2,908	\$2,145		\$3,383	\$66,133
76	ROSEMEAD SCHOOL DISTRICT	\$2,508	\$2,370					\$138	\$2,508
77	SAN GABRIEL ELEM SCH DIST	\$24,199	\$22,715					\$1,484	\$24,199
78	SANTA MONICA-MALIBU UNIFIED SD	\$21,867	\$11,311	\$7,054	\$1,855	\$533		\$1,114	\$21,867
79	TORRANCE UNIFIED SCHOOL DIST	\$79,584	\$21,560	\$53,069				\$4,955	\$79,584
80	WALNUT VALLEY UNIF SCHOOL DIST	\$34,969	\$33,361				5	\$1,608	\$34,969
81	WEST COVINA UNIF SCH DIST	\$46,229	\$32,767	\$8,192	\$2,670			\$2,600	\$46,229
82	WESTSIDE UN ELEM SCH DIST	\$1,057	\$626	\$241	\$78	\$63	5	\$49	\$1,057
83	WILSONA ELEMENTARY SCHOOL DIST	\$1,397	\$632	\$351	\$316		8	\$98	\$1,397
84	WISEBURN ELEM SCH DIST	\$8,874	\$4,045	\$4,432			5	\$397	\$8,874
85	CHOWCHILLA SCHOOL DISTRICT	\$2,294	\$716	\$1,455			6	\$123	\$2,294
86	CHOWCHILLA UN HIGH SCH DIST	\$2,916	\$2,416	\$219	\$101	\$25	6	\$155	\$2,916
87	SAN RAFAEL CITY ELE SCH DIST	\$7,406	\$3,057	\$2,467	\$1,099	\$460	5	\$323	\$7,406
88	SAN RAFAEL CITY HIGH SCH DIST	\$14,689	\$6,518	\$4,626	\$1,824	\$941	6	\$780	\$14,689
89	TAMALPAIS UN HI SCH DIST	\$11,670	\$9,465	\$969	\$397			\$839	\$11,670
90	MENDOCINO CO OFFICE OF EDUCATI	\$1,843	\$1,170	\$520				\$153	\$1,843

**State Controller's Office**  
**Division of Accounting and Reporting - Local Reimbursements Section**  
**Immunization Records - Pertussis - Program 357**  
**Fiscal Year 2011-12**  
**As of October 28, 2014**

		<b>A. Students entering the 7th through 12th Grade.</b>					Indirect Cost Rate	Total Indirect Costs	Total
		<b>Reimbursable Activities for Fiscal Year 2011-12</b>							
<b>Claimant Name</b>	<b>Claimant Amount</b>	Receive and review specified documents to determine whether to unconditionally or conditionally admit the pupil	Advise the pupil, or the parent/guardian, to contact a physician or agency that provides immunizations if lacking documentation	Notify already admitted pupils' parent/guardian of the requirement to exclude the pupil from school if written evidence of the required immunization for pertussis or lawful exemption if not obtained within 10 school days	Report to attendance supervisor or building administrator, any pupil excluded from further attendance who fails to obtain the required immunizations within 10 days following notice.				
91	POINT ARENA JT HI SCH DIST	\$1,732	\$1,070	\$535			8	\$127	\$1,732
92	WILLITS UNIFIED SCH DIST	\$7,729	\$4,999	\$2,406			4	\$324	\$7,729
93	DOS PALOS ORO-LOMA JOINT UN SD	\$2,689	\$1,360	\$706	\$262	\$127	10	\$234	\$2,689
94	GUSTINE UNIF SCH DIST	\$2,122	\$371	\$741	\$247	\$618	7	\$145	\$2,122
95	HILMAR UNIF SCH DIST	\$3,557	\$960	\$1,112	\$1,112	\$201	5	\$172	\$3,557
96	MONTEREY CO SUPT OF SCHOOLS	\$1,885	\$941	\$534	\$177	\$105	10	\$128	\$1,885
97	MONTEREY PENINSULA UNIF S D	\$1,132	\$328	\$259	\$328	\$173	4	\$44	\$1,132
98	NORTH MONTEREY CO UNF SCH DIST	\$1,761	\$855	\$732	\$70		6	\$104	\$1,761
99	SALINAS UN HI SCH DIST	\$5,886	\$3,290	\$1,732	\$346	\$303	4	\$215	\$5,886
100	ANAHEIM UNION HIGH SCHOOL DIST	\$25,397	\$15,286	\$5,929	\$2,184	\$699		\$1,299	\$25,397
101	HUNTINGTON BEACH CITY ELEM SD	\$232,435	\$144,410	\$50,496	\$25,229	\$539	5	\$11,761	\$232,435
102	LAHABRA CITY SCHOOL DIST	\$8,149	\$4,691	\$1,713	\$1,173	\$111	6	\$461	\$8,149
103	LOS ALAMITOS UNIF SCH DIST	\$10,195	\$8,190	\$700	\$700		6	\$605	\$10,195
104	NEWPORT-MESA UNIF SCH DIST	\$314,594	\$175,008	\$81,237	\$19,014	\$12,620	9	\$26,715	\$314,594
105	OCEAN VIEW SCHOOL DISTRICT	\$7,080	\$4,328	\$2,368			6	\$384	\$7,080
106	ORANGE UNIFIED SCHOOL DISTRICT	\$69,870	\$396	\$47,691	\$17,076	\$3,250	2	\$1,457	\$69,870
107	SANTA ANA UNIFIED SCH DIST	\$168,588	\$64,197	\$98,375			4	\$6,016	\$168,588
108	DRY CREEK JT ELEM SCH DIST	\$18,697	\$14,376	\$1,361	\$1,120	\$445	8	\$1,395	\$18,697
109	LOOMIS UNION ELEMENTARY SD	\$1,117	\$742	\$318			5	\$57	\$1,117
110	NEWCASTLE ELEMENTARY SCH DIST	\$1,453	\$902	\$490			4	\$61	\$1,453
111	ROCKLIN UNIFIED SCHOOL DIST	\$14,151	\$9,438	\$3,896	\$101	\$49	5	\$667	\$14,151
112	TAHOE-TRUCKEE UNIF SCH DIST	\$33,236	\$15,707	\$15,707			6	\$1,822	\$33,236
113	WESTERN PLACER UNIF SCH DIST	\$4,056	\$2,761	\$1,052			6	\$243	\$4,056
114	RIVERSIDE CO SUPT OF SCHOOLS	\$4,352	\$3,998	\$59			7	\$295	\$4,352
115	DESERT SANDS UNIF SCH DIST	\$78,427	\$46,312	\$11,987	\$11,075	\$9,053			\$78,427
116	LAKE ELSINORE UNIFIED SCH DIST	\$22,457	\$13,667	\$6,373	\$1,075	\$344	5	\$998	\$22,457
117	MORENO VALLEY UNIF SCH DIST	\$25,076	\$11,001	\$8,446	\$3,516	\$1,456	3	\$657	\$25,076
118	MURRIETA VALLEY USD	\$70,091	\$66,756	\$336	\$167		4	\$2,832	\$70,091
119	PALM SPRINGS UNIFIED SCH DIST	\$5,030	\$3,803	\$475	\$259	\$173	7	\$320	\$5,030
120	SAN JACINTO UNIFIED SCH DIST	\$11,776	\$7,462	\$2,027	\$1,717	\$14	5	\$556	\$11,776
121	TEMECULA VALLEY UNF SCH DIST	\$38,253	\$30,597	\$3,787	\$2,340	\$12	4	\$1,517	\$38,253
122	FOLSOM-CORDOVA UNIF SCH DIST	\$28,519	\$10,384	\$8,573	\$6,261	\$2,089	4	\$1,212	\$28,519
123	NATOMAS UNIFIED SCH DIST	\$7,241	\$4,089	\$2,003	\$713		6	\$436	\$7,241
124	SAN JUAN UNIFIED SCHOOL DIST	\$30,042	\$18,222	\$3,419	\$5,576	\$1,522	5	\$1,303	\$30,042
125	TWIN RIVERS UNIFIED SCH DIST	\$36,660	\$8,410	\$7,006	\$18,936		6	\$2,308	\$36,660
126	SAN BENITO UN HI SCH DIST	\$3,813	\$1,084	\$2,112	\$271		10	\$346	\$3,813
127	ALTA LOMA ELEMENTARY SCH DIST	\$5,291	\$4,144	\$161	\$513	\$221		\$252	\$5,291
128	CENTRAL SCHOOL DISTRICT	\$13,705	\$8,736	\$3,962	\$193	\$9	6	\$805	\$13,705
129	CUCAMONGA SCHOOL DISTRICT	\$5,716	\$3,743	\$135	\$1,515	\$17		\$306	\$5,716
130	ETIWANDA ELEMENTARY SCH DIST	\$1,077	\$904	\$34	\$69	\$25		\$45	\$1,077
131	FONTANA UNIF SCH DIST	\$152,531	\$57,587	\$87,253				\$7,691	\$152,531
132	HESPERIA UNIFIED SCHOOL DIST	\$71,000	\$44,871	\$22,161		\$574	5	\$3,394	\$71,000
133	MORONGO UNIF SCH DIST	\$69,726	\$43,397	\$17,992	\$41	\$4,518		\$3,778	\$69,726
134	REDLANDS UNIF SCH DIST	\$22,486	\$8,676	\$8,249	\$4,800			\$761	\$22,486
135	RIM OF THE WORLD UNIFIED SD	\$2,332	\$1,710	\$240	\$179	\$60	7	\$143	\$2,332

**State Controller's Office**  
**Division of Accounting and Reporting - Local Reimbursements Section**  
**Immunization Records - Pertussis - Program 357**  
**Fiscal Year 2011-12**  
**As of October 28, 2014**

		<b>A. Students entering the 7th through 12th Grade.</b>					Indirect Cost Rate	Total Indirect Costs	Total
		<b>Reimbursable Activities for Fiscal Year 2011-12</b>							
<b>Claimant Name</b>	<b>Claimant Amount</b>	Receive and review specified documents to determine whether to unconditionally or conditionally admit the pupil	Advise the pupil, or the parent/guardian, to contact a physician or agency that provides immunizations if lacking documentation	Notify already admitted pupils' parent/guardian of the requirement to exclude the pupil from school if written evidence of the required immunization for pertussis or lawful exemption if not obtained within 10 school days	Report to attendance supervisor or building administrator, any pupil excluded from further attendance who fails to obtain the required immunizations within 10 days following notice.				
136	SAN BERNARDINO CITY UNIF S D	\$10,998	\$4,356	\$4,851	\$1,206	\$217	3	\$368	\$10,998
137	UPLAND UNIFIED SCHOOL DISTRICT	\$32,887	\$12,113	\$19,442				\$1,332	\$32,887
138	YUCAIPA-CALIMESA JT UNIFIED SD	\$28,500	\$17,464	\$9,187	\$79		7	\$1,770	\$28,500
139	CARLSBAD UNIFIED SCHOOL DIST	\$42,366	\$32,343	\$7,520	\$118	\$17	6	\$2,368	\$42,366
140	ESCONDIDO UN SCH DIST	\$7,392	\$7,078					\$314	\$7,392
141	GROSSMONT UNION HIGH SCH DIST	\$312,617	\$197,526	\$90,231	\$5,678	\$3,081	5	\$16,101	\$312,617
142	LEMON GROVE ELEM SCHOOL DIST	\$2,053	\$1,872				10	\$181	\$2,053
143	POWAY UNIFIED SCHOOL DISTRICT	\$15,089	\$7,909	\$4,816	\$1,535	\$14	6	\$815	\$15,089
144	SAN DIEGO CITY UN SCH DIST	\$52,993	\$51,211				3	\$1,782	\$52,993
145	SAN MARCOS UNIF SCH DIST	\$16,431	\$13,002	\$1,280	\$1,280	\$284	4	\$585	\$16,431
146	SAN YSIDRO SCHOOL DISTRICT	\$5,657	\$3,551	\$1,776			6	\$330	\$5,657
147	VISTA UNIFIED SCHOOL DISTRICT	\$75,625	\$48,863	\$12,713	\$10,025	\$1,115		\$2,909	\$75,625
148	SAN FRANCISCO UNIF SCH DIST	\$606,621	\$236,886	\$315,011	\$24,695	\$154	5	\$29,875	\$606,621
149	SAN JOAQUIN CO SUPT OF SCHOOLS	\$19,891	\$19,891	\$1,134				\$1,753	\$19,891
150	ESCALON UNIFIED SCHOOL DIST	\$8,344	\$8,064					\$280	\$8,344
151	LINCOLN UNIFIED SCHOOL DIST	\$22,347	\$20,972					\$1,375	\$22,347
152	LODI UNIFIED SCHOOL DIST	\$215,366	\$101,347	\$70,042	\$16,652	\$13,801	7	\$13,524	\$215,366
153	MANTECA UNIF SCHOOL DIST	\$79,312	\$76,409					\$2,903	\$79,312
154	OAK VIEW UNION ELEM SCH DIST	\$1,769	\$1,694					\$75	\$1,769
155	RIPON UNIF SCH DIST	\$7,733	\$7,234					\$499	\$7,733
156	STOCKTON UNIFIED SCH DIST	\$155,844	\$149,205					\$6,639	\$155,844
157	ATASCADERO UNIF SCH DIST	\$2,274	\$1,470	\$391	\$257	\$35	6	\$121	\$2,274
158	COAST UNIFIED SCHOOL DISTRICT	\$2,817	\$2,289	\$266				\$262	\$2,817
159	LUCIA MAR UNIF SCHOOL DIST	\$16,444	\$2,838	\$12,170	\$711		5	\$725	\$16,444
160	TEMPLETON UNIFIED SCHOOL DIST	\$8,585	\$5,027	\$2,933			8	\$625	\$8,585
161	BAYSHORE ELEM SCH DIST	\$1,573	\$1,458					\$115	\$1,573
162	BELMONT ELEM SCH DIST	\$4,954	\$4,745					\$209	\$4,954
163	BRISBANE SCHOOL DISTRICT	\$1,949	\$1,815					\$134	\$1,949
164	BURLINGAME ELEM SCH DIST	\$4,551	\$4,301					\$250	\$4,551
165	LA HONDA-PESCADERO SCH DIST	\$2,372	\$2,129					\$243	\$2,372
166	SAN CARLOS ELEM SCH DIST	\$3,562	\$3,373					\$189	\$3,562
167	SEQUOIA UNION HIGH SCH DIST	\$8,642	\$2,445	\$4,009	\$1,375	\$227	7	\$586	\$8,642
168	LOMPOC UNIF SCH DIST	\$61,906	\$14,799	\$40,776	\$1,359	\$906	7	\$4,066	\$61,906
169	ALUM ROCK UNION SCH DIST	\$9,525	\$2,653	\$6,363	\$36		5	\$473	\$9,525
170	CAMPBELL UNION H S DIST	\$1,145	\$750	\$283	\$31		8	\$81	\$1,145
171	FREMONT UNION HI SCH DIST	\$1,298	\$876	\$109	\$109	\$109	8	\$95	\$1,298
172	GILROY UNIFIED SCHOOL DISTRICT	\$5,964	\$3,068	\$1,913	\$692	\$63	4	\$228	\$5,964
173	MORGAN HILL UNIF SCH DIST	\$6,599	\$5,147	\$927	\$183	\$49	5	\$293	\$6,599
174	MOUNTAIN VIEW-LOS ALTOS UHSD	\$25,944	\$12,124	\$11,865	\$24		8	\$1,931	\$25,944
175	OAK GROVE ELEMENTARY SCH DIST	\$17,004	\$3,469	\$9,034	\$1,766	\$1,468	8	\$1,267	\$17,004
176	PALO ALTO UNIFIED SCHOOL DIST	\$14,318	\$12,172	\$1,495			5	\$651	\$14,318
177	SARATOGA UNION ELEM SCH DIST	\$3,541	\$1,906	\$1,391			7	\$244	\$3,541
178	SUNNYVALE ELEMENTARY SCHOOL	\$8,769	\$8,340					\$429	\$8,769
179	SANTA CRUZ CO SUPT OF SCHOOLS	\$3,030	\$2,034	\$812	\$13	\$7	6	\$164	\$3,030
180	SAN LORENZO VALLEY UN SCH DIST	\$3,437	\$1,308	\$1,831			9	\$298	\$3,437

**State Controller's Office**  
**Division of Accounting and Reporting - Local Reimbursements Section**  
**Immunization Records - Pertussis - Program 357**  
**Fiscal Year 2011-12**  
**As of October 28, 2014**

	Claimant Name	Claimant Amount	A. Students entering the 7th through 12th Grade.				Indirect Cost Rate	Total Indirect Costs	Total
			Reimbursable Activities for Fiscal Year 2011-12						
			Receive and review specified documents to determine whether to unconditionally or conditionally admit the pupil	Advise the pupil, or the parent/guardian, to contact a physician or agency that provides immunizations if lacking documentation	Notify already admitted pupils' parent/guardian of the requirement to exclude the pupil from school if written evidence of the required immunization for pertussis or lawful exemption if not obtained within 10 school days	Report to attendance supervisor or building administrator, any pupil excluded from further attendance who fails to obtain the required immunizations within 10 days following notice.			
181	SHASTA CO SUPT OF SCHOOLS	\$1,866	\$1,638	\$118			8	\$110	\$1,866
182	ANDERSON UN HI SCH DIST	\$7,744	\$3,247	\$2,963	\$818	\$189	7	\$527	\$7,744
183	CASCADE UNION ELEMENTARY SD	\$1,559	\$1,463				7	\$96	\$1,559
184	COTTONWOOD UN ELEM SCH DIST	\$1,458	\$1,377				6	\$81	\$1,458
185	ENTERPRISE ELEMENTARY SCH DIST	\$8,704	\$3,970	\$4,299	\$3	\$3	5	\$429	\$8,704
186	REDDING ELEMENTARY SCH DIST	\$5,478	\$4,681	\$497			6	\$300	\$5,478
187	SHASTA UNION HI SCH DIST	\$45,240	\$20,397	\$22,718	\$86		5	\$2,039	\$45,240
188	GATEWAY UNF SCH DIST	\$6,565	\$3,070	\$3,070			7	\$425	\$6,565
189	SISKIYOU CO SUPT OF SCHOOLS	\$5,516	\$2,942	\$1,971	\$168	\$68	10	\$367	\$5,516
190	BENICIA UNIF SCH DIST	\$8,035	\$2,201	\$5,418				\$416	\$8,035
191	FAIRFIELD-SUISUN UNIFIED SD	\$65,603	\$30,444	\$24,302	\$6,454	\$290		\$4,113	\$65,603
192	SONOMA COUNTY OFFICE OF ED	\$11,318	\$8,286	\$1,426	\$543	\$276	7	\$787	\$11,318
193	WEST SONOMA COUNTY UN HIGH SD	\$20,894	\$19,632					\$1,262	\$20,894
194	CLOVERDALE UNIFIED SCHOOL DIST	\$6,443	\$5,346	\$723	\$83			\$291	\$6,443
195	COTATI ROHNERT PARK SCH DIST	\$10,517	\$3,931	\$4,767	\$909	\$269	6	\$641	\$10,517
196	FORESTVILLE UNION ELEM SD	\$1,632	\$1,554					\$78	\$1,632
197	GEYSERVILLE UNIFIED SCH DIST	\$2,465	\$2,297					\$168	\$2,465
198	GUERNEVILLE ELEM SCH DIST	\$1,322	\$1,248					\$74	\$1,322
199	HARMONY UN SCH DIST	\$1,885	\$1,781					\$104	\$1,885
200	HEALDSBURG UNIFIED SD	\$2,324	\$1,384	\$649	\$86	\$86	5	\$119	\$2,324
201	PETALUMA CITY JT H S DIST	\$3,640	\$2,599	\$843	\$70		4	\$128	\$3,640
202	SEBASTOPOL UN ELEM SCH DIST	\$2,847	\$2,702					\$145	\$2,847
203	WINDSOR UNION SCHOOL DIST	\$10,295	\$4,034	\$2,241	\$3,040	\$727	3	\$253	\$10,295
204	WRIGHT ELEM SCHOOL DIST	\$2,193	\$2,088					\$105	\$2,193
205	CERES UNIFIED SCHOOL DISTRICT	\$5,034	\$2,582	\$1,847	\$369		5	\$236	\$5,034
206	NEWMAN-CROWS LANDING UNIF SD	\$2,432	\$1,306	\$625	\$341		7	\$160	\$2,432
207	PATTERSON JOINT UN SCH DIST	\$3,864	\$669	\$2,707	\$202		8	\$286	\$3,864
208	SALIDA UNION SCHOOL DISTRICT	\$3,423	\$1,449	\$811	\$927	\$58	5	\$178	\$3,423
209	WATERFORD UNIFIED SCH DIST	\$6,795		\$6,484				\$311	\$6,795
210	SUTTER UNION HIGH SCH DIST	\$2,923	\$2,777					\$146	\$2,923
211	YUBA CITY UNIFIED SCHOOL DIST	\$46,645	\$25,365	\$19,038			5	\$2,242	\$46,645
212	TRINITY CO SUPT OF SCHOOLS	\$1,862	\$915	\$608	\$237		7	\$102	\$1,862
213	CUTLER-OROSI UNIFIED SCH DIST	\$9,738	\$9,292					\$446	\$9,738
214	DINUBA SCH DIST	\$51,088	\$39,968	\$9,156				\$1,964	\$51,088
215	EARLIMART ELEM SCH DIST	\$2,990	\$2,843					\$147	\$2,990
216	EXETER UNIFIED SCHOOL DISTRICT	\$2,671	\$780	\$1,379	\$419	\$93			\$2,671
217	PIXLEY UNION ELEMENTARY SD	\$1,300	\$1,061	\$177			5	\$62	\$1,300
218	RICHGROVE ELEMENTARY SCH DIST	\$1,373	\$560	\$275	\$336	\$153	4	\$49	\$1,373
219	TULARE CITY ELEMENTARY SD	\$6,925	\$3,771	\$1,762	\$82	\$1,024	4	\$286	\$6,925
220	TULARE JT UN HI SCH DIST	\$4,262	\$1,338	\$1,530	\$574	\$637	4	\$183	\$4,262
221	VISALIA UNIF SCHOOL DIST	\$73,459	\$45,227	\$9,207	\$14,788	\$1,603	4	\$2,634	\$73,459
222	TUOLUMNE CO SUPT OF SCHOOLS	\$6,767	\$5,099	\$1,021				\$647	\$6,767
223	SONORA UNION HIGH SCH DIST	\$14,390	\$13,064					\$1,326	\$14,390
224	SUMMERVILLE UNION H S DIST	\$5,454	\$5,045					\$409	\$5,454
225	TWAIN HARTE-LONG BARN UNION SD	\$1,328	\$1,229					\$99	\$1,328



**State Controller's Office**  
**Division of Accounting and Reporting - Local Reimbursements Section**  
**Immunization Records - Pertussis - Program 357**  
**Fiscal Year 2011-12**  
**As of October 28, 2014**

		<b>A. Students entering the 7th through 12th Grade.</b>							
		<b>Reimbursable Activities for Fiscal Year 2011-12</b>							
	<b>Claimant Name</b>	<b>Claimant Amount</b>	Receive and review specified documents to determine whether to unconditionally or conditionally admit the pupil	Advise the pupil, or the parent/guardian, to contact a physician or agency that provides immunizations if lacking documentation	Notify already admitted pupils' parent/guardian of the requirement to exclude the pupil from school if written evidence of the required immunization for pertussis or lawful exemption if not obtained within 10 school days	Report to attendance supervisor or building administrator, any pupil excluded from further attendance who fails to obtain the required immunizations within 10 days following notice.	Indirect Cost Rate	Total Indirect Costs	Total
226	FILLMORE UNIFIED SCHOOL DIST	\$15,963	\$4,516	\$4,516	\$4,065	\$2,168	5	\$698	\$15,963
227	OAK PARK UNIFIED SCHOOL DIST	\$2,018	\$843	\$972	\$57	\$19	7	\$127	\$2,018
228	SIMI VALLEY UNIF SCH DIST	\$4,450	\$2,696	\$1,381	\$118	\$88	4	\$167	\$4,450
229	DAVIS JT UNIF SCH DIST	\$7,402	\$6,113	\$183	\$678	\$11	6	\$417	\$7,402
230	WASHINGTON UNIFIED SCHOOL DIST	\$21,289	\$11,494	\$8,008	\$728	\$131	5	\$928	\$21,289
231	YUBA CO SUPT OF SCHOOLS	\$1,056	\$817	\$191			7	\$48	\$1,056
232	MARYSVILLE JT UNIF SCH DIST	\$8,802	\$7,524	\$344	\$344	\$46	7	\$544	\$8,802
<b>GRAND TOTALS</b>		<b>\$6,907,220</b>	<b>\$3,814,052</b>	<b>\$2,151,165</b>	<b>\$463,545</b>	<b>\$136,997</b>		<b>\$341,461</b>	<b>\$6,907,220</b>

**State Controller's Office**  
**Division of Accounting and Reporting - Local Reimbursements Section**  
**Immunization Records - Pertussis - Program 357**  
**Fiscal Year 2012-13**  
**As of October 28, 2014**

		<b>B. Students Entering the 7th Grade only</b>				Total Indirect Costs	Total	
		<b>Reimbursable Activities for Fiscal Year 2012-13</b>						
	Claimant Name	Claimant Amount	Receive and review specified documents to determine whether to unconditionally or conditionally admit the pupil	Advise the pupil, or the parent/guardian, to contact a physician or agency that provides immunizations if lacking documentation	Notify already admitted pupils ' parent/guardian, who is later found not to have complied with a conditional admission, of the requirement to exclude the pupil for school if immunization evidence or lawful exemption is not obtained within 10 school days.	Report to attendance supervisor or building administrator, any pupil excluded from further attendance who fails to obtain the required immunizations within 10 days following notice.		
1	CASTRO VALLEY UNIF SCH DIST	\$3,464	\$2,909	\$371			\$184	\$3,464
2	LIVERMORE VALLEY JT UN SCH DIS	\$34,622	\$19,677	\$9,937	\$1,528	\$1,528	\$1,952	\$34,622
3	OAKLAND UNIFIED SCHOOL DIST	\$59,709	\$31,722	\$25,378			\$2,609	\$59,709
4	GRIDLEY UNIFIED SCHOOL DIST	\$3,213	\$598	\$1,793	\$658	\$17	\$147	\$3,213
5	WEST CONTRA COSTA UNIFIED SD	\$6,903	\$1,119	\$3,129	\$1,534	\$887	\$234	\$6,903
6	DEL NORTE COUNTY UN SCH DIST	\$5,350	\$2,540	\$2,540			\$270	\$5,350
7	RESCUE UNION ELEMENTARY SD	\$7,392	\$7,114				\$278	\$7,392
8	CENTRAL UNIFIED SCHOOL DIST	\$126,405	\$53,151	\$30,395	\$34,635	\$1,047	\$7,177	\$126,405
9	CLOVIS UNIFIED SCHOOL DIST	\$70,207	\$43,105	\$21,722	\$976	\$940	\$3,464	\$70,207
10	COALINGA/HURON JT UN SCH DIST	\$9,276	\$5,354	\$3,178	\$143		\$601	\$9,276
11	FRESNO UNIFIED SCHOOL DISTRICT	\$64,127	\$15,607	\$15,607	\$15,563	\$15,563	\$1,787	\$64,127
12	KERMAN UNIFIED SCHOOL DIST	\$7,291	\$3,804	\$2,706	\$125	\$42	\$614	\$7,291
13	ORLAND JT U.S.D	\$1,660	\$1,532				\$128	\$1,660
14	HUMBOLDT CO SUPT OF SCHOOLS	\$2,051	\$1,134	\$597	\$201	\$16	\$103	\$2,051
15	EUREKA CITY SCHOOL DISTRICT	\$5,266	\$3,012	\$1,810			\$444	\$5,266
16	KLAMATH-TRINITY JT SCH DIST	\$3,807	\$2,005	\$1,289	\$286		\$227	\$3,807
17	MCKINLEYVILLE UNION ELEM SD	\$1,744	\$1,347	\$321			\$76	\$1,744
18	IMPERIAL CO SUPT OF SCHOOLS	\$1,832	\$842	\$716	\$128	\$16	\$130	\$1,832
19	IMPERIAL UNIF SCH DIST	\$3,056	\$2,740	\$194			\$122	\$3,056
20	FRUITVALE ELEM SCH DIST	\$2,599	\$331	\$1,658	\$311	\$155	\$144	\$2,599
21	RICHLAND SCHOOL DISTRICT	\$1,725	\$962	\$444	\$74	\$148	\$97	\$1,725
22	ROSEDALE UNION SCH DIST	\$2,334	\$1,833	\$293	\$51	\$33	\$124	\$2,334
23	TAFT CITY ELEM SCH DIST	\$1,084	\$366	\$392	\$157	\$105	\$64	\$1,084
24	KINGS CO SUPT OF SCHOOLS	\$2,881	\$2,487	\$63	\$23	\$67	\$241	\$2,881
25	ARMONA UN ELEM SCH DIST	\$1,344	\$1,270				\$74	\$1,344
26	HANFORD SCHOOL DISTRICT	\$4,456	\$4,363				\$93	\$4,456
27	KIT CARSON UN ELEM SCH DIST	\$1,003	\$925				\$78	\$1,003
28	REEF-SUNSET UNIFIED SCH DIST	\$2,669	\$730	\$834	\$536	\$387	\$182	\$2,669
29	LASSEN CO SUPT OF SCHOOLS	\$1,043	\$613	\$284	\$49	\$26	\$71	\$1,043
30	ABC UNIFIED SCHOOL DISTRICT	\$3,731	\$2,486	\$809	\$146	\$73	\$217	\$3,731
31	ARCADIA UNIF SCH DIST	\$3,304	\$3,105				\$199	\$3,304
32	AZUSA UNIF SCH DIST	\$4,123	\$3,956				\$167	\$4,123
33	BASSETT UNIF SCH DIST	\$5,107	\$3,568	\$995	\$90	\$96	\$358	\$5,107
34	BELLFLOWER UNIF SCH DIST	\$6,398	\$1,355	\$4,177	\$601	\$75	\$190	\$6,398
35	BONITA UNIFIED SCHOOL DISTRICT	\$2,991	\$2,674	\$2	\$146		\$169	\$2,991
36	COMPTON UNIFIED SCHOOL DIST	\$14,401	\$5,171	\$8,115			\$1,115	\$14,401
37	CULVER CITY UNIF SCH DIST	\$8,649	\$4,958	\$3,006	\$198	\$40	\$447	\$8,649
38	DOWNEY UNIF SCH DIST	\$1,304	\$1,244				\$60	\$1,304
39	EAST WHITTIER CITY ELEM SD	\$9,193	\$7,735	\$868	\$200		\$390	\$9,193
40	EL MONTE ELEMENTARY SCH DIST	\$5,052	\$2,582	\$140	\$2,090		\$240	\$5,052
41	EL SEGUNDO UNIF SCH DIST	\$2,283	\$2,155				\$128	\$2,283
42	GLENDALE UNIF SCH DIST	\$39,849	\$19,265		\$19,401		\$1,183	\$39,849
43	HACIENDA-LA PUENTE UNF SCH	\$8,940	\$8,408				\$532	\$8,940

**State Controller's Office**  
**Division of Accounting and Reporting - Local Reimbursements Section**  
**Immunization Records - Pertussis - Program 357**  
**Fiscal Year 2012-13**  
**As of October 28, 2014**

		<b>B. Students Entering the 7th Grade only</b>				Total Indirect Costs	Total	
		<b>Reimbursable Activities for Fiscal Year 2012-13</b>						
	Claimant Name	Claimant Amount	Receive and review specified documents to determine whether to unconditionally or conditionally admit the pupil	Advise the pupil, or the parent/guardian, to contact a physician or agency that provides immunizations if lacking documentation	Notify already admitted pupils ' parent/guardian, who is later found not to have complied with a conditional admission, of the requirement to exclude the pupil for school if immunization evidence or lawful exemption is not obtained within 10 school days.	Report to attendance supervisor or building administrator, any pupil excluded from further attendance who fails to obtain the required immunizations within 10 days following notice.		
44	HUGHES-ELIZABETH LAKES UN ESD	\$1,009	\$930				\$79	\$1,009
45	LANCASTER ELEMENTARY SCH DIST	\$9,093	\$8,726				\$367	\$9,093
46	LONG BEACH UNIF SCH DIST	\$32,435	\$7,275	\$16,139	\$6,801	\$1,138	\$1,082	\$32,435
47	LOWELL JOINT ELEM SCHOOL DIST	\$11,769	\$5,806	\$3,791	\$1,640		\$532	\$11,769
48	LYNWOOD UNIF SCH DIST	\$4,446	\$4,204				\$242	\$4,446
49	MONTEBELLO UNIF SCH DIST	\$9,749	\$9,339				\$410	\$9,749
50	MOUNTAIN VIEW ELEM SCH DIST	\$1,081	\$652	\$254	\$72	\$54	\$49	\$1,081
51	PALMDALE ELEM SCH DIST	\$4,915	\$3,135	\$1,426		\$33	\$321	\$4,915
52	PALOS VERDES PENINSULA UNIFIED	\$9,431	\$9,012				\$419	\$9,431
53	PASADENA UNIF SCH DIST	\$5,575	\$5,382				\$193	\$5,575
54	POMONA UNIFIED SCHOOL DIST	\$20,633	\$7,585	\$4,720	\$3,978	\$3,212	\$1,138	\$20,633
55	ROSEMEAD SCHOOL DISTRICT	\$1,499	\$1,409				\$90	\$1,499
56	SAN GABRIEL ELEM SCH DIST	\$3,891	\$3,676				\$215	\$3,891
57	TORRANCE UNIFIED SCHOOL DIST	\$6,066	\$1,805	\$3,940			\$321	\$6,066
58	WEST COVINA UNIF SCH DIST	\$7,935	\$4,217	\$2,567	\$672		\$479	\$7,935
59	WILSONA ELEMENTARY SCHOOL DIST	\$1,425	\$671	\$335	\$335		\$84	\$1,425
60	WISEBURN ELEM SCH DIST	\$2,643	\$898	\$1,623			\$122	\$2,643
61	CHOWCHILLA SCHOOL DISTRICT	\$3,086	\$1,146	\$1,747			\$193	\$3,086
62	SAN RAFAEL CITY ELE SCH DIST	\$20,431	\$7,955	\$7,854	\$2,418	\$1,409	\$795	\$20,431
63	WILLITS UNIFIED SCH DIST	\$1,954	\$1,258	\$606			\$90	\$1,954
64	GUSTINE UNIF SCH DIST	\$2,051	\$366	\$731	\$244	\$609	\$101	\$2,051
65	HILMAR UNIF SCH DIST	\$3,177	\$697	\$991	\$991	\$324	\$174	\$3,177
66	MONTEREY CO SUPT OF SCHOOLS	\$2,963	\$1,592	\$839	\$183	\$112	\$237	\$2,963
67	MONTEREY PENINSULA UNIF S D	\$2,181	\$176	\$1,557	\$176	\$176	\$96	\$2,181
68	SALINAS UN HI SCH DIST	\$3,370	\$1,619	\$952	\$381	\$286	\$132	\$3,370
69	ANAHEIM UNION HIGH SCHOOL DIST	\$15,977	\$12,178	\$2,832	\$165	\$143	\$659	\$15,977
70	LAHABRA CITY SCHOOL DIST	\$4,969	\$3,452	\$998	\$119	\$119	\$281	\$4,969
71	NEWPORT-MESA UNIF SCH DIST	\$55,593	\$22,887	\$21,325	\$4,170	\$1,446	\$5,765	\$55,593
72	OCEAN VIEW SCHOOL DISTRICT	\$5,449	\$2,864	\$1,916	\$185	\$185	\$299	\$5,449
73	ORANGE UNIFIED SCHOOL DISTRICT	\$28,478	\$260	\$21,321	\$5,903	\$324	\$670	\$28,478
74	SANTA ANA UNIFIED SCH DIST	\$40,507	\$11,315	\$27,868			\$1,324	\$40,507
75	DRY CREEK JT ELEM SCH DIST	\$12,211	\$8,676	\$2,105	\$594	\$298	\$538	\$12,211
76	NEWCASTLE ELEMENTARY SCH DIST	\$1,212	\$762	\$381			\$69	\$1,212
77	ROCKLIN UNIFIED SCHOOL DIST	\$14,224	\$2,040	\$11,542			\$642	\$14,224
78	TAHOE-TRUCKEE UNIF SCH DIST	\$9,455	\$4,469	\$4,469			\$517	\$9,455
79	WESTERN PLACER UNIF SCH DIST	\$2,231	\$1,404	\$675			\$152	\$2,231
80	DESERT SANDS UNIF SCH DIST	\$31,235	\$18,265	\$3,665	\$3,556	\$5,749		\$31,235
81	LAKE ELSINORE UNIFIED SCH DIST	\$16,223	\$8,734	\$4,848	\$1,583	\$233	\$825	\$16,223
82	MORENO VALLEY UNIF SCH DIST	\$9,611	\$4,366	\$2,753	\$1,211	\$1,038	\$243	\$9,611
83	MURRIETA VALLEY USD	\$15,160	\$14,156	\$232	\$47		\$725	\$15,160
84	PALM SPRINGS UNIFIED SCH DIST	\$2,167	\$1,383	\$259	\$259	\$173	\$93	\$2,167
85	SAN JACINTO UNIFIED SCH DIST	\$6,682	\$4,436	\$1,110	\$766	\$28	\$342	\$6,682
86	TEMECULA VALLEY UNF SCH DIST	\$9,119	\$5,101	\$1,439	\$2,115		\$464	\$9,119

**State Controller's Office**  
**Division of Accounting and Reporting - Local Reimbursements Section**  
**Immunization Records - Pertussis - Program 357**  
**Fiscal Year 2012-13**  
**As of October 28, 2014**

	Claimant Name	Claimant Amount	B. Students Entering the 7th Grade only				Total Indirect Costs	Total
			Reimbursable Activities for Fiscal Year 2012-13					
			Receive and review specified documents to determine whether to unconditionally or conditionally admit the pupil	Advise the pupil, or the parent/guardian, to contact a physician or agency that provides immunizations if lacking documentation	Notify already admitted pupils ' parent/guardian, who is later found not to have complied with a conditional admission, of the requirement to exclude the pupil for school if immunization evidence or lawful exemption is not obtained within 10 school days.	Report to attendance supervisor or building administrator, any pupil excluded from further attendance who fails to obtain the required immunizations within 10 days following notice.		
87	FOLSOM-CORDOVA UNIF SCH DIST	\$9,862	\$4,730	\$2,029	\$2,100	\$517	\$486	\$9,862
88	NATOMAS UNIFIED SCH DIST	\$1,219	\$680	\$196	\$271		\$72	\$1,219
89	SAN JUAN UNIFIED SCHOOL DIST	\$10,180	\$6,794	\$1,035	\$1,907		\$444	\$10,180
90	TWIN RIVERS UNIFIED SCH DIST	\$5,462	\$3,254	\$1,137	\$725		\$346	\$5,462
91	ALTA LOMA ELEMENTARY SCH DIST	\$1,519	\$1,160	\$204		\$89	\$66	\$1,519
92	CENTRAL SCHOOL DISTRICT	\$14,951	\$9,410	\$4,361	\$367	\$24	\$789	\$14,951
93	CUCAMONGA SCHOOL DISTRICT	\$7,393	\$5,493	\$132	\$1,423	\$17	\$328	\$7,393
94	ETIWANDA ELEMENTARY SCH DIST	\$1,204	\$1,053	\$34	\$68	\$21	\$28	\$1,204
95	FONTANA UNIF SCH DIST	\$34,086	\$9,307	\$23,410			\$1,369	\$34,086
96	HESPERIA UNIFIED SCHOOL DIST	\$13,337	\$8,103	\$4,432		\$89	\$713	\$13,337
97	MORONGO UNIF SCH DIST	\$7,298	\$3,594	\$2,459		\$802	\$443	\$7,298
98	REDLANDS UNIF SCH DIST	\$16,247	\$6,639	\$6,163	\$2,660		\$785	\$16,247
99	SAN BERNARDINO CITY UNIF S D	\$8,250	\$3,166	\$3,199	\$1,331	\$181	\$373	\$8,250
100	UPLAND UNIFIED SCHOOL DISTRICT	\$7,679	\$2,432	\$4,866			\$381	\$7,679
101	YUCAIPA-CALIMESA JT UNIFIED SD	\$19,522	\$12,020	\$6,292			\$1,210	\$19,522
102	CARLSBAD UNIFIED SCHOOL DIST	\$9,209	\$6,672	\$2,019	\$9	\$4	\$505	\$9,209
103	ESCONDIDO UN SCH DIST	\$3,809	\$3,647				\$162	\$3,809
104	LEMON GROVE ELEM SCHOOL DIST	\$2,270	\$2,086				\$184	\$2,270
105	POWAY UNIFIED SCHOOL DISTRICT	\$3,079	\$1,918	\$967	\$7		\$187	\$3,079
106	SAN DIEGO CITY UN SCH DIST	\$44,479	\$42,584				\$1,895	\$44,479
107	SAN YSIDRO SCHOOL DISTRICT	\$2,904	\$1,852	\$926			\$126	\$2,904
108	VISTA UNIFIED SCHOOL DISTRICT	\$26,939	\$15,807	\$3,947	\$5,317	\$850	\$1,018	\$26,939
109	SAN FRANCISCO UNIF SCH DIST	\$88,526	\$36,073	\$36,172	\$12,032	\$202	\$4,047	\$88,526
110	SAN JOAQUIN CO SUPT OF SCHOOLS	\$1,307	\$1,135	\$57			\$115	\$1,307
111	ESCALON UNIFIED SCHOOL DIST	\$1,180	\$1,133				\$47	\$1,180
112	LINCOLN UNIFIED SCHOOL DIST	\$3,677	\$3,446				\$231	\$3,677
113	LODI UNIFIED SCHOOL DIST	\$50,653	\$25,330	\$15,121	\$3,524	\$3,524	\$3,154	\$50,653
114	MANTECA UNIF SCHOOL DIST	\$13,406	\$12,852				\$554	\$13,406
115	OAK VIEW UNION ELEM SCH DIST	\$1,022	\$979				\$43	\$1,022
116	RIPON UNIF SCH DIST	\$1,499	\$1,400				\$99	\$1,499
117	STOCKTON UNIFIED SCH DIST	\$33,752	\$32,059				\$1,693	\$33,752
118	COAST UNIFIED SCHOOL DISTRICT	\$1,107	\$959	\$52			\$96	\$1,107
119	LUCIA MAR UNIF SCHOOL DIST	\$8,609	\$1,677	\$6,214	\$355		\$363	\$8,609
120	TEMPLETON UNIFIED SCHOOL DIST	\$1,041	\$567	\$391			\$83	\$1,041
121	BAYSHORE ELEM SCH DIST	\$1,019	\$936				\$83	\$1,019
122	BELMONT ELEM SCH DIST	\$2,120	\$2,004				\$116	\$2,120
123	BRISBANE SCHOOL DISTRICT	\$1,044	\$957				\$87	\$1,044
124	BURLINGAME ELEM SCH DIST	\$1,803	\$1,692				\$111	\$1,803
125	LA HONDA-PESCADERO SCH DIST	\$1,007	\$947				\$60	\$1,007
126	SAN CARLOS ELEM SCH DIST	\$1,809	\$1,726				\$83	\$1,809
127	LOMPOC UNIF SCH DIST	\$20,862	\$10,459	\$8,807	\$125	\$83	\$1,388	\$20,862
128	ALUM ROCK UNION SCH DIST	\$9,166	\$2,424	\$6,245	\$35		\$462	\$9,166
129	GILROY UNIFIED SCHOOL DISTRICT	\$4,201	\$1,942	\$1,459	\$568	\$45	\$187	\$4,201

**State Controller's Office**  
**Division of Accounting and Reporting - Local Reimbursements Section**  
**Immunization Records - Pertussis - Program 357**  
**Fiscal Year 2012-13**  
**As of October 28, 2014**

	Claimant Name	Claimant Amount	B. Students Entering the 7th Grade only				Total Indirect Costs	Total
			Reimbursable Activities for Fiscal Year 2012-13					
			Receive and review specified documents to determine whether to unconditionally or conditionally admit the pupil	Advise the pupil, or the parent/guardian, to contact a physician or agency that provides immunizations if lacking documentation	Notify already admitted pupils ' parent/guardian, who is later found not to have complied with a conditional admission, of the requirement to exclude the pupil for school if immunization evidence or lawful exemption is not obtained within 10 school days.	Report to attendance supervisor or building administrator, any pupil excluded from further attendance who fails to obtain the required immunizations within 10 days following notice.		
130	OAK GROVE ELEMENTARY SCH DIST	\$15,945	\$3,362	\$8,018	\$1,686	\$1,540	\$1,339	\$15,945
131	PALO ALTO UNIFIED SCHOOL DIST	\$4,795	\$4,014	\$528			\$253	\$4,795
132	SARATOGA UNION ELEM SCH DIST	\$2,652	\$1,386	\$1,059			\$207	\$2,652
133	SUNNYVALE ELEMENTARY SCHOOL	\$4,679	\$4,477				\$202	\$4,679
134	SANTA CRUZ CO SUPT OF SCHOOLS	\$1,041	\$537	\$444			\$60	\$1,041
135	SAN LORENZO VALLEY UN SCH DIST	\$5,312	\$1,034	\$3,490	\$388		\$400	\$5,312
136	SHASTA CO SUPT OF SCHOOLS	\$2,595	\$2,210	\$185	\$49		\$151	\$2,595
137	ENTERPRISE ELEMENTARY SCH DIST	\$5,929	\$2,461	\$3,086	\$25	\$25	\$332	\$5,929
138	REDDING ELEMENTARY SCH DIST	\$1,971	\$1,863				\$108	\$1,971
139	GATEWAY UNF SCH DIST	\$1,622	\$776	\$776			\$70	\$1,622
140	SISKIYOU CO SUPT OF SCHOOLS	\$1,769	\$861	\$664	\$90	\$39	\$115	\$1,769
141	BENICIA UNIF SCH DIST	\$2,192	\$746	\$1,301			\$145	\$2,192
142	FAIRFIELD-SUISUN UNIFIED SD	\$5,822		\$4,771	\$487	\$228	\$336	\$5,822
143	SONOMA COUNTY OFFICE OF ED	\$7,765	\$6,660	\$505	\$74		\$526	\$7,765
144	CLOVERDALE UNIFIED SCHOOL DIST	\$1,113	\$922	\$113			\$78	\$1,113
145	COTATI ROHNERT PARK SCH DIST	\$3,705	\$2,241	\$1,121	\$113	\$9	\$221	\$3,705
146	FORESTVILLE UNION ELEM SD	\$1,007	\$960				\$47	\$1,007
147	GEYSERVILLE UNIFIED SCH DIST	\$1,023	\$943				\$80	\$1,023
148	GUERNEVILLE ELEM SCH DIST	\$1,007	\$925				\$82	\$1,007
149	HARMONY UN SCH DIST	\$1,035	\$993				\$42	\$1,035
150	HEALDSBURG UNIFIED SD	\$1,252	\$706	\$329	\$94	\$47	\$76	\$1,252
151	PETALUMA CITY JT H S DIST	\$2,283	\$1,494	\$591	\$62	\$47	\$89	\$2,283
152	SEBASTOPOL UN ELEM SCH DIST	\$1,279	\$1,201				\$78	\$1,279
153	WINDSOR UNION SCHOOL DIST	\$8,704	\$2,605	\$2,232	\$2,233	\$1,341	\$293	\$8,704
154	WRIGHT ELEM SCHOOL DIST	\$1,296	\$1,245				\$51	\$1,296
155	CERES UNIFIED SCHOOL DISTRICT	\$5,643	\$2,422	\$1,118	\$1,863		\$240	\$5,643
156	DENAIR UNIFIED SCHOOL DISTRICT	\$1,069	\$542	\$167	\$139	\$167	\$54	\$1,069
157	NEWMAN-CROWS LANDING UNIF SD	\$1,412	\$509	\$566	\$255		\$82	\$1,412
158	PATTERSON JOINT UN SCH DIST	\$1,215	\$342	\$741	\$76		\$56	\$1,215
159	SALIDA UNION SCHOOL DISTRICT	\$2,719	\$1,259	\$994	\$265	\$66	\$135	\$2,719
160	WATERFORD UNIFIED SCH DIST	\$1,974	\$207	\$1,173	\$461	\$7	\$126	\$1,974
161	YUBA CITY UNIFIED SCHOOL DIST	\$19,248	\$9,156	\$9,156			\$936	\$19,248
162	CUTLER-OROSI UNIFIED SCH DIST	\$2,092	\$1,969				\$123	\$2,092
163	DINUBA SCH DIST	\$8,059	\$5,552	\$2,127			\$380	\$8,059
164	EARLIMART ELEM SCH DIST	\$1,449	\$1,390				\$59	\$1,449
165	EXETER UNIFIED SCHOOL DISTRICT	\$3,439	\$869	\$1,366	\$903	\$75	\$226	\$3,439
166	PIXLEY UNION ELEMENTARY SD	\$1,819	\$1,769				\$50	\$1,819
167	TULARE CITY ELEMENTARY SD	\$5,958	\$3,463	\$1,593	\$81	\$607	\$214	\$5,958
168	VISALIA UNIF SCHOOL DIST	\$32,530	\$13,388	\$6,132	\$11,111	\$796	\$1,103	\$32,530
169	TUOLUMNE CO SUPT OF SCHOOLS	\$2,131	\$1,317	\$659			\$155	\$2,131
170	SUMMERVILLE UNION H S DIST	\$1,002	\$952				\$50	\$1,002
171	TWAIN HARTE-LONG BARN UNION SD	\$1,008	\$954				\$54	\$1,008
172	FILLMORE UNIFIED SCHOOL DIST	\$16,533	\$4,630	\$4,630	\$4,167	\$2,222	\$884	\$16,533

**State Controller's Office**  
**Division of Accounting and Reporting - Local Reimbursements Section**  
**Immunization Records - Pertussis - Program 357**  
**Fiscal Year 2012-13**  
**As of October 28, 2014**

<b>B. Students Entering the 7th Grade only</b>								
<b>Reimbursable Activities for Fiscal Year 2012-13</b>								
	Claimant Name	Claimant Amount	Receive and review specified documents to determine whether to unconditionally or conditionally admit the pupil	Advise the pupil, or the parent/guardian, to contact a physician or agency that provides immunizations if lacking documentation	Notify already admitted pupils ' parent/guardian, who is later found not to have complied with a conditional admission, of the requirement to exclude the pupil for school if immunization evidence or lawful exemption is not obtained within 10 school days.	Report to attendance supervisor or building administrator, any pupil excluded from further attendance who fails to obtain the required immunizations within 10 days following notice.	Total Indirect Costs	Total
173	SIMI VALLEY UNIF SCH DIST	\$4,078	\$2,588	\$1,273	\$60		\$157	\$4,078
174	WASHINGTON UNIFIED SCHOOL DIST	\$11,108	\$5,421	\$4,901	\$145	\$22	\$619	\$11,108
175	MARYSVILLE JT UNIF SCH DIST	\$2,907	\$2,418	\$181	\$101	\$40	\$167	\$2,907
<b>GRAND TOTALS</b>		<b>\$1,722,043</b>	<b>\$896,970</b>	<b>\$511,889</b>	<b>\$176,166</b>	<b>\$52,076</b>	<b>\$84,942</b>	<b>\$1,722,043</b>

**DECLARATION OF SERVICE BY EMAIL**

I, the undersigned, declare as follows:

I am a resident of the County of Sacramento and I am over the age of 18 years, and not a party to the within action. My place of employment is 980 Ninth Street, Suite 300, Sacramento, California 95814.

On August 7, 2015, I served the:

**Claimant Comments**

*Immunization Records - Pertussis*, 14-PGA-01 (11-TC-02)


Health and Safety Code Section 120335

Statutes 2010, Chapter 434 (AB 354)

Desert Sands Unified School District, Requester

By making it available on the Commission's website and providing notice of how to locate it to the email addresses provided on the attached mailing list.

I declare under penalty of perjury under the laws of the State of California that the foregoing is true and correct, and that this declaration was executed on August 7, 2015 at Sacramento, California.



Lorenzo Duran  
Commission on State Mandates  
980 Ninth Street, Suite 300  
Sacramento, CA 95814  
(916) 323-3562

# COMMISSION ON STATE MANDATES

## Mailing List

**Last Updated:** 8/6/15

**Claim Number:** 14-PGA-01 (11-TC-02)

**Matter:** Immunization Records - Pertussis

**Requester:** Desert Sands Unified School District

### TO ALL PARTIES, INTERESTED PARTIES, AND INTERESTED PERSONS:

Each commission mailing list is continuously updated as requests are received to include or remove any party or person on the mailing list. A current mailing list is provided with commission correspondence, and a copy of the current mailing list is available upon request at any time. Except as provided otherwise by commission rule, when a party or interested party files any written material with the commission concerning a claim, it shall simultaneously serve a copy of the written material on the parties and interested parties to the claim identified on the mailing list provided by the commission. (Cal. Code Regs., tit. 2, § 1181.3.)

**Amber Alexander**, *Department of Finance*

915 L Street, Sacramento, Ca

Phone: (916) 445-0328

Amber.Alexander@dof.ca.gov

**Socorro Aquino**, *State Controller's Office*

Division of Audits, 3301 C Street, Suite 700, Sacramento, CA 95816

Phone: (916) 322-7522

SAquino@sco.ca.gov

**Harmeet Barkschat**, *Mandate Resource Services, LLC*

5325 Elkhorn Blvd. #307, Sacramento, CA 95842

Phone: (916) 727-1350

harmeet@calsdrc.com

**Lacey Baysinger**, *State Controller's Office*

Division of Accounting and Reporting, 3301 C Street, Suite 700, Sacramento, CA 95816

Phone: (916) 324-0254

lbaysinger@sco.ca.gov

**Julia Blair**, Senior Commission Counsel, *Commission on State Mandates*

980 9th Street, Suite 300, Sacramento, CA 95814

Phone: (916) 323-3562

julia.blair@csm.ca.gov

**Mike Brown**, *School Innovations & Advocacy*

5200 Golden Foothill Parkway, El Dorado Hills, CA 95762

Phone: (916) 669-5116



mikeb@sia-us.com

**J. Bradley Burgess**, *MGT of America*  
895 La Sierra Drive, Sacramento, CA 95864  
Phone: (916)595-2646  
Bburgess@mgtamer.com

**Gwendolyn Carlos**, *State Controller's Office*  
Division of Accounting and Reporting, 3301 C Street, Suite 700, Sacramento, CA 95816  
Phone: (916) 323-0706  
gcarlos@sco.ca.gov

**David Cichella**, *California School Management Group*  
3130-C Inland Empire Blvd., Ontario, CA 91764  
Phone: (209) 834-0556  
dcichella@cscentral.com

**Joshua Daniels**, *Attorney, California School Boards Association*  
3251 Beacon Blvd, West Sacramento, CA 95691  
Phone: (916) 669-3266  
jdaniels@csba.org

**Marieta Delfin**, *State Controller's Office*  
Division of Accounting and Reporting, 3301 C Street, Suite 700, Sacramento, CA 95816  
Phone: (916) 322-4320  
mdelfin@sco.ca.gov

**Andra Donovan**, *San Diego Unified School District*  
Legal Services Office, 4100 Normal Street, Room 2148, , San Diego, CA 92103  
Phone: (619) 725-5630  
adonovan@sandi.net

**Donna Ferebee**, *Department of Finance*  
915 L Street, Suite 1280, Sacramento, CA 95814  
Phone: (916) 445-3274  
donna.ferebee@dof.ca.gov

**Chris Ferguson**, *Department of Finance*  
Education Systems Unit, 915 L Street, 7th Floor, 915 L Street, 7th Floor, Sacramento, CA 95814  
Phone: (916) 445-3274  
Chris.Ferguson@dof.ca.gov

**Susan Geanacou**, *Department of Finance*  
915 L Street, Suite 1280, Sacramento, CA 95814  
Phone: (916) 445-3274  
susan.geanacou@dof.ca.gov

**Paul Golaszewski**, *Legislative Analyst's Office*  
925 L Street, Suite 1000, Sacramento, CA 95814  
Phone: (916) 319-8341  
Paul.Golaszewski@lao.ca.gov

**Ed Hanson**, *Department of Finance*  
Education Systems Unit, 915 L Street, 7th Floor, Sacramento, CA 95814

Phone: (916) 445-0328  
ed.hanson@dof.ca.gov

**Mark Ibele**, *Senate Budget & Fiscal Review Committee*  
California State Senate, State Capitol Room 5019, Sacramento, CA 95814  
Phone: (916) 651-4103  
Mark.Ibele@sen.ca.gov

**Paul Jacobs**, Fiscal & Policy Analyst, *Legislative Analyst's Office*  
925 L Street, Suite 1000, Sacramento, CA 95814  
Phone: (916) 319-8329  
Paul.Jacobs@lao.ca.gov

**Jill Kanemasu**, *State Controller's Office*  
Division of Accounting and Reporting, 3301 C Street, Suite 700, Sacramento, CA 95816  
Phone: (916) 322-9891  
jkanemasu@sco.ca.gov

**Jennifer Kuhn**, Deputy, *Legislative Analyst's Office*  
925 L Street, Suite 1000, Sacramento, CA 95814  
Phone: (916) 319-8332  
Jennifer.kuhn@lao.ca.gov

**Jay Lal**, *State Controller's Office (B-08)*  
Division of Accounting & Reporting, 3301 C Street, Suite 700, Sacramento, CA 95816  
Phone: (916) 324-0256  
JLal@sco.ca.gov

**George Landon**, Deputy Superintendent, Admin. Fiscal Support, *Lake Elsinore Unified School District*  
545 Chaney Street, Lake Elsinore, CA 92530  
Phone: (951) 253-7095  
George.Landon@leusd.k12.ca.us

**Michelle Mendoza**, *MAXIMUS*  
17310 Red Hill Avenue, Suite 340, Irvine, CA 95403  
Phone: (949) 440-0845  
michellemendoza@maximus.com

**Yazmin Meza**, *Department of Finance*  
915 L Street, Sacramento, CA 95814  
Phone: (916) 445-0328  
Yazmin.meza@dof.ca.gov

**Meredith Miller**, Director of SB90 Services, *MAXIMUS*  
3130 Kilgore Road, Suite 400, Rancho Cordova, CA 95670  
Phone: (972) 490-9990  
meredithcmiller@maximus.com

**Robert Miyashiro**, *Education Mandated Cost Network*  
1121 L Street, Suite 1060, Sacramento, CA 95814  
Phone: (916) 446-7517  
robertm@sscal.com

**Keith Nezaam**, *Department of Finance*

915 L Street, 8th Floor, Sacramento, CA 95814  
Phone: (916) 445-8913  
Keith.Nezaam@dof.ca.gov

**Lehoa Nguyen**, *California Department of Public Health*  
1501 Capitol Ave., P.O. Box 997377, MS 0506, Sacramento, CA 95899-7377  
Phone: (916) 440-7841  
lehoa.nguyen@cdph.ca.gov

**Andy Nichols**, *Nichols Consulting*  
1857 44th Street, Sacramento, CA 95819  
Phone: (916) 455-3939  
andy@nichols-consulting.com

**James Novak**, Assistant Superintendent of Business Services, *Desert Sands Unified School District*  
47-980 Dune Palms Road, La Quinta, CA 92253  
Phone: (760) 771-8508  
jim.novak@desertsands.us

**Christian Osmena**, *Department of Finance*  
915 L Street, Sacramento, CA 95814  
Phone: (916) 445-0328  
christian.osmena@dof.ca.gov

**Arthur Palkowitz**, *Stutz Artiano Shinoff & Holtz*  
**Requester Representative**  
2488 Historic Decatur Road, Suite 200, San Diego, CA 92106  
Phone: (619) 232-3122  
apalkowitz@sashlaw.com

**Keith Petersen**, *SixTen & Associates*  
P.O. Box 340430, Sacramento, CA 95834-0430  
Phone: (916) 419-7093  
kbpsixten@aol.com

**Mark Rewolinski**, *MAXIMUS*  
625 Coolidge Drive, Suite 100, Folsom, CA 95630  
Phone: (949) 440-0845  
markrewolinski@maximus.com

**Sandra Reynolds**, *Reynolds Consulting Group, Inc.*  
P.O. Box 894059, Temecula, CA 92589  
Phone: (951) 303-3034  
sandrareynolds\_30@msn.com

**Robert Roach**, *Twin Rivers Unified School District*  
3222 Winona Way, North Highlands, CA 95660  
Phone: (916) 566-1600  
rob.roach@twinriversusd.org

**David Scribner**, *Max8550*  
2200 Sunrise Boulevard, Suite 240, Gold River, CA 95670  
Phone: (916) 852-8970

dscribner@max8550.com

**Steve Shields**, *Shields Consulting Group, Inc.*

1536 36th Street, Sacramento, CA 95816

Phone: (916) 454-7310

steve@shieldscg.com

**Jim Spano**, Chief, Mandated Cost Audits Bureau, *State Controller's Office*

Division of Audits, 3301 C Street, Suite 700, Sacramento, CA 95816

Phone: (916) 323-5849

jspano@sco.ca.gov

**Dennis Speciale**, *State Controller's Office*

Division of Accounting and Reporting, 3301 C Street, Suite 700, Sacramento, CA 95816

Phone: (916) 324-0254

DSpeciale@sco.ca.gov

**Meg Svoboda**, *Senate Office of Research*

1020 N Street, Suite 200, Sacramento, CA

Phone: (916) 651-1500

meg.svoboda@sen.ca.gov

**Amy Tang-Paterno**, Educational Fiscal Services Consultant, *California Department of Education*

Government Affairs, 1430 N Street, Suite 5602, Sacramento, CA 95814

Phone: (916) 322-6630

ATangPaterno@cde.ca.gov

**Thomas Todd**, Assistant Program Budget Manager, *Department of Finance*

Education Systems Unit, 915 L Street, 7th Floor, Sacramento, CA 95814

Phone: (916) 445-0328

Thomas.Todd@dof.ca.gov

**Jolene Tollenaar**, *MGT of America*

2251 Harvard Street, Suite 134, Sacramento, CA 95815

Phone: (916) 443-411

jolene\_tollenaar@mgtamer.com

**Brian Uhler**, *Legislative Analyst's Office*

925 L Street, Suite 1000, Sacramento, CA 95814

Phone: (916) 319-8328

brian.uhler@lao.ca.gov

**Marichi Valle**, *San Jose Unified School District*

855 Lenzen Avenue, San Jose, CA 95126

Phone: (408) 535-6141

mvalle@sjusd.org